



Location: CMA1b - Oil St Community Liaison Centre

Report on 24-hour TSP monitoring

Action Level ($\mu\text{g}/\text{m}^3$) - 176.7

Limit Level ($\mu\text{g}/\text{m}^3$) - 260

Date	Sampling Time	Weather Condition	Filter paper no.	Filter Weight, g		Elapse Time, hr		Sampling Time, hr	Flow Rate, m^3/min			Total Volume, m^3	TSP Level, $\mu\text{g}/\text{m}^3$
				Initial	Final	Initial	Final		Initial, Q_{si}	Final, Q_{sf}	Average		
1-Dec-12	8:00	Fine	004045	2.7844	2.9062	2005.13	2029.13	24.00	0.95	1.15	1.05	1510	81
7-Dec-12	8:00	Cloudy	004313	2.6925	2.9062	2032.13	2056.13	24.00	1.19	1.19	1.19	1714	125
13-Dec-12	8:00	Fine	004037	2.8151	2.9643	2059.13	2083.13	24.00	1.19	1.09	1.14	1647	91
18-Dec-12	8:00	Cloudy	003405	2.7716	2.8762	2086.13	2110.13	24.00	1.27	1.32	1.29	1642	64
22-Dec-12	8:00	Fine	004159	2.7270	2.8462	2113.13	2137.13	24.00	1.07	0.96	1.01	1454	82

Report on 1-hour TSP monitoring

Action Level ($\mu\text{g}/\text{m}^3$) - 320.1

Limit Level ($\mu\text{g}/\text{m}^3$) - 500

Date	Sampling Time	Weather Condition	Filter paper no.	Filter Weight, g		Elapse Time, hr		Sampling Time, hr	Flow Rate, m^3/min			Total Volume, m^3	TSP Level, $\mu\text{g}/\text{m}^3$
				Initial	Final	Initial	Final		Initial, Q_{si}	Final, Q_{sf}	Average		
3-Dec-12	9:55	Cloudy	004308	2.6722	2.6789	2029.13	2030.13	1.00	1.12	1.12	1.12	67	99
3-Dec-12	11:00	Cloudy	004310	2.6916	2.6961	2030.13	2031.13	1.00	1.29	1.22	1.25	75	60
3-Dec-12	13:00	Cloudy	004312	2.6851	2.6888	2031.13	2032.13	1.00	1.22	1.22	1.22	73	51
8-Dec-12	8:21	Cloudy	004316	2.7264	2.7338	2056.13	2057.13	1.00	1.15	1.15	1.15	69	108
8-Dec-12	9:27	Cloudy	004318	2.7281	2.7360	2057.13	2058.13	1.00	0.95	0.91	0.93	56	141
8-Dec-12	10:30	Cloudy	004320	2.7171	2.7286	2058.13	2059.13	1.00	1.29	1.24	1.26	76	152
14-Dec-12	8:03	Fine	003400	2.7768	2.7902	2083.13	2084.13	1.00	1.24	1.24	1.24	74	181
14-Dec-12	9:05	Fine	004291	2.6725	2.6941	2084.13	2085.13	1.00	1.24	1.24	1.24	74	291
14-Dec-12	10:10	Fine	003407	2.7669	2.7785	2085.13	2086.13	1.00	1.24	1.24	1.24	74	156
19-Dec-12	8:30	Cloudy	004147	2.7206	2.7280	2110.13	2111.13	1.00	1.23	1.20	1.22	73	101
19-Dec-12	9:37	Cloudy	004145	2.7394	2.7472	2111.13	2112.13	1.00	1.23	1.23	1.23	74	106
19-Dec-12	10:41	Cloudy	004157	2.7447	2.7550	2112.13	2113.13	1.00	1.32	1.32	1.32	79	130
24-Dec-12	8:10	Fine	003744	2.7558	2.7659	2137.13	2138.13	1.00	1.23	1.14	1.19	71	142
24-Dec-12	9:25	Fine	003736	2.7590	2.7663	2138.13	2139.13	1.00	1.23	1.14	1.19	71	103
24-Dec-12	10:30	Fine	003725	2.7560	2.7661	2139.13	2140.13	1.00	1.23	1.19	1.21	73	139

Location: CMA2a - Causeway Bay Community Centre

Report on 24-hour TSP monitoring
Action Level ($\mu\text{g}/\text{m}^3$) - 169.5
Limit Level ($\mu\text{g}/\text{m}^3$) - 260

Date	Sampling Time	Weather Condition	Filter paper no.	Filter Weight, g		Elapse Time, hr		Sampling Time, hr	Flow Rate, m^3/min			Total Volume, m^3	TSP Level, $\mu\text{g}/\text{m}^3$
				Initial	Final	Initial	Final		Initial, Q_{si}	Final, Q_{sf}	Average		
1-Dec-12	8:00	Fine	004044	2.7877	2.9248	11747.04	11771.04	24.00	1.56	1.58	1.57	2260	61
7-Dec-12	8:00	Cloudy	004314	2.6837	2.9253	11774.04	11798.04	24.00	1.52	1.52	1.52	2189	110
14-Dec-12	8:00	Fine	003404	2.7712	2.9267	11825.60	11849.60	24.00	1.53	1.51	1.52	2191	71
18-Dec-12	8:00	Cloudy	004156	2.7430	2.8602	11849.60	11873.59	23.99	1.47	1.49	1.48	2188	54
22-Dec-12	8:00	Fine	004158	2.7180	2.9840	11876.59	11900.59	24.00	1.48	1.54	1.51	2174	122

*Due to lack of electricity supply, the 24hr-TSP was rescheduled from 13 Dec 2012 to 14 Dec 2012.

Report on 1-hour TSP monitoring
Action Level ($\mu\text{g}/\text{m}^3$) - 323.4
Limit Level ($\mu\text{g}/\text{m}^3$) - 500

Date	Sampling Time	Weather Condition	Filter paper no.	Filter Weight, g		Elapse Time, hr		Sampling Time, hr	Flow Rate, m^3/min			Total Volume, m^3	TSP Level, $\mu\text{g}/\text{m}^3$
				Initial	Final	Initial	Final		Initial, Q_{si}	Final, Q_{sf}	Average		
3-Dec-12	9:45	Cloudy	004307	2.6781	2.6844	11771.04	11772.04	1.00	1.50	1.52	1.51	90	70
3-Dec-12	10:55	Cloudy	004309	2.6890	2.6940	11772.04	11773.04	1.00	1.50	1.52	1.51	90	55
3-Dec-12	13:00	Cloudy	004311	2.6888	2.6924	11773.04	11774.04	1.00	1.50	1.52	1.51	90	40
8-Dec-12	8:05	Cloudy	004315	2.6947	2.7021	11798.04	11799.04	1.00	1.47	1.47	1.47	88	84
8-Dec-12	9:10	Cloudy	004319	2.7437	2.7531	11799.04	11800.04	1.00	1.47	1.47	1.47	88	107
8-Dec-12	10:12	Cloudy	004317	2.7234	2.7331	11800.04	11801.04	1.00	1.47	1.47	1.47	88	110
14-Dec-12	8:05	Fine	003401	2.7779	2.7859	11822.60	11823.60	1.00	1.49	1.49	1.49	89	90
14-Dec-12	9:12	Fine	003408	2.7585	2.7653	11823.60	11824.60	1.00	1.44	1.44	1.44	87	78
14-Dec-12	10:15	Fine	003406	2.7724	2.7915	11824.60	11825.60	1.00	1.47	1.51	1.49	89	214
19-Dec-12	8:21	Cloudy	004148	2.7246	2.7347	11873.59	11874.59	1.00	1.47	1.51	1.49	89	113
19-Dec-12	9:25	Cloudy	004146	2.7471	2.7592	11874.59	11875.59	1.00	1.51	1.51	1.51	91	134
19-Dec-12	10:30	Cloudy	004144	2.7414	2.7560	11875.59	11876.59	1.00	1.55	1.51	1.53	92	159
24-Dec-12	8:05	Fine	003746	2.7452	2.7545	11900.59	11901.59	1.00	1.49	1.45	1.47	88	105
24-Dec-12	9:10	Fine	003723	2.7542	2.7627	11901.59	11902.59	1.00	1.58	1.56	1.57	94	90
24-Dec-12	10:12	Fine	003724	2.7421	2.7519	11902.59	11903.59	1.00	1.37	1.28	1.32	79	123



Location: CMA3a - CWB PRE Site Office Area

Report on 24-hour TSP monitoring
 Action Level ($\mu\text{g}/\text{m}^3$) - 171
 Limit Level ($\mu\text{g}/\text{m}^3$) - 260

Date	Sampling Time	Weather Condition	Filter paper no.	Filter Weight, g		Elapse Time, hr		Sampling Time, hr	Flow Rate, m^3/min			Total Volume, m^3	TSP Level, $\mu\text{g}/\text{m}^3$
				Initial	Final	Initial	Final		Initial, Q_{si}	Final, Q_{sf}	Average		
1-Dec-12	8:00	Fine	003786	2.7494	3.0591	12500.52	12524.52	24.00	1.43	1.44	1.43	2065	150
7-Dec-12	8:00	Cloudy	004200	2.6904	3.0008	12527.51	12551.51	24.00	1.27	1.27	1.27	1829	170
13-Dec-12	8:00	Fine	004293	2.7051	3.0481	12554.52	12578.54	24.02	1.46	1.46	1.46	2104	163
18-Dec-12	8:00	Cloudy	003741	2.7495	2.9345	12581.54	12605.54	24.00	1.50	1.46	1.48	2102	88
24-Dec-12	14:05	Fine	004208	2.7564	3.1312	12632.91	12656.91	24.00	1.65	1.64	1.65	2376	158

*Due to lack of electricity supply, the 24hr-TSP was rescheduled from 22 Dec 2012 to 24 Dec 2012.

Report on 1-hour TSP monitoring
 Action Level ($\mu\text{g}/\text{m}^3$) - 311.3
 Limit Level ($\mu\text{g}/\text{m}^3$) - 500

Date	Sampling Time	Weather Condition	Filter paper no.	Filter Weight, g		Elapse Time, hr		Sampling Time, hr	Flow Rate, m^3/min			Total Volume, m^3	TSP Level, $\mu\text{g}/\text{m}^3$
				Initial	Final	Initial	Final		Initial, Q_{si}	Final, Q_{sf}	Average		
3-Dec-12	8:04	Cloudy	004006	2.7506	2.7628	12524.52	12525.52	1.00	1.29	1.39	1.34	80	152
3-Dec-12	9:10	Cloudy	004303	2.7030	2.7125	12525.52	12526.52	1.00	1.27	1.27	1.27	76	125
3-Dec-12	10:13	Cloudy	004301	2.6911	2.6981	12526.52	12527.52	1.00	1.32	1.32	1.32	79	89
8-Dec-12	8:02	Cloudy	004296	2.6679	2.6900	12551.51	12552.51	1.00	1.27	1.27	1.27	76	291
8-Dec-12	9:05	Cloudy	004295	2.6738	2.6962	12552.51	12553.51	1.00	1.27	1.27	1.27	76	295
8-Dec-12	10:10	Cloudy	004294	2.6937	2.7171	12553.51	12554.51	1.00	1.27	1.27	1.27	76	308
14-Dec-12	8:15	Fine	003722	2.7537	2.7661	12578.54	12579.54	1.00	1.46	1.46	1.46	87	142
14-Dec-12	9:20	Fine	004852	2.7393	2.7539	12579.54	12580.54	1.00	1.46	1.46	1.46	87	167
14-Dec-12	10:25	Fine	003745	2.7499	2.7688	12580.54	12581.54	1.00	1.48	1.46	1.47	88	215
19-Dec-12	8:05	Cloudy	003414	2.7719	2.7863	12605.44	12606.44	1.00	1.74	1.69	1.72	103	140
19-Dec-12	9:10	Cloudy	003415	2.7644	2.7840	12606.44	12607.44	1.00	1.55	1.60	1.58	95	207
19-Dec-12	10:12	Cloudy	003416	2.7596	2.7799	12607.44	12608.44	1.00	1.69	1.90	1.80	108	188
24-Dec-12	8:00	Fine	003420	2.8251	2.8425	12629.91	12630.91	1.00	1.65	1.65	1.65	99	176
24-Dec-12	10:50	Fine	004143	2.7179	2.7381	12630.91	12631.91	1.00	1.65	1.65	1.65	99	204
24-Dec-12	13:00	Fine	004210	2.7642	2.7826	12631.91	12632.91	1.00	1.65	1.65	1.65	99	186



Location: CMA4a - SPCA

Report on 24-hour TSP monitoring

Action Level ($\mu\text{g}/\text{m}^3$) - 171.2
Limit Level ($\mu\text{g}/\text{m}^3$) - 260

Date	Sampling Time	Weather Condition	Filter paper no.	Filter Weight, g		Elapse Time, hr		Sampling Time, hr	Flow Rate, m^3/min			Total Volume, m^3	TSP Level, $\mu\text{g}/\text{m}^3$
				Initial	Final	Initial	Final		Initial, Q_{si}	Final, Q_{sf}	Average		
1-Dec-12	8:00	Fine	003785	2.7560	2.8917	15918.21	15942.21	24.00	1.40	1.40	1.40	2018	67
7-Dec-12	8:00	Cloudy	004299	2.7068	2.9392	15945.22	15969.22	24.00	1.38	1.33	1.36	1958	119
13-Dec-12	8:00	Fine	004293	2.6771	2.7967	15972.22	15996.22	24.00	1.24	1.23	1.23	1777	67
18-Dec-12	8:00	Cloudy	003743	2.7507	2.8201	15999.22	16023.23	24.01	1.37	1.22	1.30	1772	39
22-Dec-12	8:00	Fine	003417	2.7656	2.9967	16026.23	16050.23	24.00	1.35	1.36	1.36	1958	118

Report on 1-hour TSP monitoring

Action Level ($\mu\text{g}/\text{m}^3$) - 312.5
Limit Level ($\mu\text{g}/\text{m}^3$) - 500

Date	Sampling Time	Weather Condition	Filter paper no.	Filter Weight, g		Elapse Time, hr		Sampling Time, hr	Flow Rate, m^3/min			Total Volume, m^3	TSP Level, $\mu\text{g}/\text{m}^3$
				Initial	Final	Initial	Final		Initial, Q_{si}	Final, Q_{sf}	Average		
3-Dec-12	8:03	Cloudy	004005	2.7621	2.7671	15942.21	15943.21	1.00	1.09	1.05	1.07	64	78
3-Dec-12	9:10	Cloudy	004302	2.6831	2.6857	15943.21	15944.21	1.00	1.38	1.36	1.37	82	32
3-Dec-12	10:12	Cloudy	004059	2.7948	2.7970	15944.21	15945.21	1.00	1.12	1.12	1.12	67	33
8-Dec-12	8:05	Cloudy	004170	2.7285	2.7405	15969.22	15970.22	1.00	1.43	1.43	1.43	86	140
8-Dec-12	9:10	Cloudy	004298	2.7110	2.7240	15970.22	15971.22	1.00	1.43	1.43	1.43	86	152
8-Dec-12	10:15	Cloudy	004297	2.7039	2.7186	15971.22	15972.22	1.00	1.43	1.43	1.43	86	172
14-Dec-12	8:05	Fine	004851	2.7471	2.7548	15996.22	15997.22	1.00	1.38	1.35	1.36	82	94
14-Dec-12	9:10	Fine	003721	2.7498	2.7566	15997.22	15998.22	1.00	1.28	1.28	1.28	77	89
14-Dec-12	10:12	Fine	003750	2.7445	2.7538	15998.22	15999.22	1.00	1.26	1.23	1.24	75	125
19-Dec-12	8:07	Cloudy	003411	2.7497	2.7620	16023.23	16024.23	1.00	1.44	1.38	1.41	85	145
19-Dec-12	9:12	Cloudy	003412	2.7732	2.7840	16024.23	16025.23	1.00	1.38	1.38	1.38	83	131
19-Dec-12	10:20	Cloudy	003413	2.7676	2.7744	16025.23	16026.23	1.00	1.38	1.38	1.38	83	82
24-Dec-12	8:00	Fine	003437	2.7833	2.7968	16050.23	16051.23	1.00	1.47	1.36	1.42	85	159
24-Dec-12	9:14	Fine	003438	2.7874	2.7998	16051.23	16052.23	1.00	1.43	1.36	1.39	84	148
24-Dec-12	10:22	Fine	003439	2.7873	2.8010	16052.23	16053.23	1.00	1.43	1.36	1.39	84	164



Location: CMA5a - Children Garden opposite to Pedestrian Plaza

Report on 24-hour TSP monitoring

Action Level ($\mu\text{g}/\text{m}^3$) - 181
Limit Level ($\mu\text{g}/\text{m}^3$) - 260

Date	Sampling Time	Weather Condition	Filter paper no.	Filter Weight, g		Elapse Time, hr		Sampling Time, hr	Flow Rate, m^3/min			Total Volume, m^3	TSP Level, $\mu\text{g}/\text{m}^3$
				Initial	Final	Initial	Final		Initial, Q_{si}	Final, Q_{sf}	Average		
1-Dec-12	8:00	Fine	003805	2.7572	2.9350	16911.74	16935.74	24.00	1.52	1.52	1.52	2191	81
7-Dec-12	8:00	Cloudy	003765	2.7413	2.8864	16938.73	16962.73	24.00	1.16	1.16	1.16	1670	87
13-Dec-12	8:00	Fine	004858	2.7472	2.8666	16965.73	16989.73	24.00	1.47	1.38	1.42	2050	58
18-Dec-12	8:00	Cloudy	004850	2.7471	2.9020	16992.73	17016.73	24.00	1.46	1.49	1.47	2045	76
22-Dec-12	8:00	Fine	003769	2.7312	2.9238	17019.73	17043.72	23.99	1.29	1.30	1.29	1857	104

Report on 1-hour TSP monitoring

Action Level ($\mu\text{g}/\text{m}^3$) - 332
Limit Level ($\mu\text{g}/\text{m}^3$) - 500

Date	Sampling Time	Weather Condition	Filter paper no.	Filter Weight, g		Elapse Time, hr		Sampling Time, hr	Flow Rate, m^3/min			Total Volume, m^3	TSP Level, $\mu\text{g}/\text{m}^3$
				Initial	Final	Initial	Final		Initial, Q_{si}	Final, Q_{sf}	Average		
3-Dec-12	8:20	Cloudy	003784	2.7607	2.7814	16935.74	16936.74	1.00	1.16	1.10	1.13	68	305
3-Dec-12	9:30	Cloudy	003783	2.7684	2.7743	16936.74	16937.74	1.00	1.10	1.08	1.09	65	90
3-Dec-12	10:30	Cloudy	003782	2.7773	2.7809	16937.74	16938.74	1.00	1.10	1.16	1.13	68	53
8-Dec-12	8:30	Cloudy	003452	2.7994	2.8078	16962.73	16963.73	1.00	1.21	1.21	1.21	73	115
8-Dec-12	9:35	Cloudy	004853	2.7487	2.7586	16963.73	16964.73	1.00	1.38	1.44	1.41	85	117
8-Dec-12	10:40	Cloudy	003455	2.8128	2.8213	16964.73	16965.73	1.00	1.10	1.10	1.10	66	129
14-Dec-12	13:00	Fine	004854	2.7551	2.7615	16989.73	16990.73	1.00	1.21	1.15	1.18	71	90
14-Dec-12	14:05	Fine	003749	2.7551	2.7628	16990.73	16991.73	1.00	1.18	1.18	1.18	71	109
14-Dec-12	15:15	Fine	003747	2.7662	2.7749	16991.73	16992.73	1.00	1.24	1.24	1.24	74	117
19-Dec-12	8:15	Cloudy	004857	2.7449	2.751	17016.73	17017.73	1.00	1.34	1.34	1.34	80	76
19-Dec-12	9:20	Cloudy	003766	2.7622	2.7711	17017.73	17018.73	1.00	1.51	1.51	1.51	91	98
19-Dec-12	10:30	Cloudy	003767	2.7592	2.7658	17018.73	17019.73	1.00	1.41	1.39	1.40	84	79
24-Dec-12	10:57	Fine	004161	2.7170	2.7385	17043.72	17044.72	1.00	1.52	1.49	1.50	90	238
24-Dec-12	13:00	Fine	003728	2.7500	2.7626	17044.72	17045.72	1.00	1.47	1.49	1.48	89	142
24-Dec-12	14:10	Fine	003729	2.7448	2.7544	17045.72	17046.72	1.00	1.25	1.25	1.25	75	128



Location: MA1e - International Finance Centre (Eastern Wing)

Report on 24-hour TSP monitoring
Action Level ($\mu\text{g}/\text{m}^3$) - 173.4
Limit Level ($\mu\text{g}/\text{m}^3$) - 260

Date	Sampling Time	Weather Condition	Filter paper no.	Filter Weight, g		Elapse Time, hr		Sampling Time, hr	Flow Rate, m^3/min			Total Volume, m^3	TSP Level, $\mu\text{g}/\text{m}^3$
				Initial	Final	Initial	Final		Initial, Q_{si}	Final, Q_{sf}	Average		
1-Dec-12	8:00	Fine	004248	2.7198	2.8356	9585.34	9609.34	24.00	1.33	1.29	1.31	1886	61
7-Dec-12	8:00	Cloudy	004261	2.7042	2.9020	9612.34	9636.34	24.00	1.29	1.29	1.29	1858	106
13-Dec-12	8:00	Fine	004120	2.7122	2.8012	9639.36	9663.36	24.00	1.31	1.13	1.22	1757	51
18-Dec-12	8:00	Cloudy	004128	2.7126	2.8104	9666.36	9690.35	23.99	1.30	1.29	1.29	1756	56
22-Dec-12	8:00	Fine	004134	2.7260	2.9128	9693.35	9717.35	24.00	1.32	1.31	1.32	1901	98

Report on 1-hour TSP monitoring
Action Level ($\mu\text{g}/\text{m}^3$) - 325.1
Limit Level ($\mu\text{g}/\text{m}^3$) - 500

Date	Sampling Time	Weather Condition	Filter paper no.	Filter Weight, g		Elapse Time, hr		Sampling Time, hr	Flow Rate, m^3/min			Total Volume, m^3	TSP Level, $\mu\text{g}/\text{m}^3$
				Initial	Final	Initial	Final		Initial, Q_{si}	Final, Q_{sf}	Average		
3-Dec-12	8:20	Cloudy	004246	2.6957	2.7044	9609.34	9610.34	1.00	1.31	1.29	1.30	78	111
3-Dec-12	9:30	Cloudy	004117	2.7332	2.7366	9610.34	9611.34	1.00	1.34	1.29	1.31	79	43
3-Dec-12	10:35	Cloudy	004259	2.6965	2.7026	9611.34	9612.34	1.00	1.29	1.29	1.29	77	79
8-Dec-12	8:30	Cloudy	004263	2.6990	2.7069	9636.34	9637.34	1.00	1.31	1.31	1.31	79	100
8-Dec-12	9:33	Cloudy	004118	2.7185	2.7237	9637.34	9638.34	1.00	1.31	1.31	1.31	79	66
8-Dec-12	10:40	Cloudy	004265	2.7081	2.7177	9638.34	9639.34	1.00	1.31	1.31	1.31	79	122
14-Dec-12	8:10	Fine	004268	2.6944	2.7018	9663.36	9664.36	1.00	1.33	1.29	1.31	78	94
14-Dec-12	9:15	Fine	004270	2.6893	2.6975	9664.36	9665.36	1.00	1.33	1.29	1.31	78	104
14-Dec-12	10:20	Fine	003976	2.7398	2.7479	9665.36	9666.36	1.00	1.33	1.29	1.31	78	103
19-Dec-12	8:25	Cloudy	004123	2.7094	2.7159	9690.35	9691.35	1.00	1.33	1.29	1.31	78	83
19-Dec-12	9:30	Cloudy	004122	2.7139	2.7209	9691.35	9692.35	1.00	1.41	1.31	1.36	82	86
19-Dec-12	10:33	Cloudy	004132	2.7384	2.7449	9692.35	9693.35	1.00	1.35	1.31	1.33	80	82
24-Dec-12	8:05	Fine	004136	2.7195	2.7270	9717.35	9718.35	1.00	1.33	1.31	1.32	79	95
24-Dec-12	9:10	Fine	004138	2.7223	2.7314	9718.35	9719.35	1.00	1.35	1.31	1.33	80	114
24-Dec-12	10:15	Fine	004141	2.7348	2.7490	9719.35	9720.35	1.00	1.14	1.12	1.13	68	209



Location: MA1w - International Finance Centre (Western Wing)

Report on 24-hour TSP monitoring

Action Level ($\mu\text{g}/\text{m}^3$) - 173.4
 Limit Level ($\mu\text{g}/\text{m}^3$) - 260

Date	Sampling Time	Weather Condition	Filter paper no.	Filter Weight, g		Elapse Time, hr		Sampling Time, hr	Flow Rate, m^3/min			Total Volume, m^3	TSP Level, $\mu\text{g}/\text{m}^3$
				Initial	Final	Initial	Final		Initial, Q_{si}	Final, Q_{sf}	Average		
1-Dec-12	8:00	Fine	004247	2.6967	2.8697	12703.59	12727.59	24.00	1.39	1.38	1.38	1958	88
7-Dec-12	8:00	Cloudy	004262	2.6980	2.9296	12730.59	12754.58	23.99	1.38	1.38	1.38	1986	117
13-Dec-12	8:00	Fine	004267	2.6974	2.8453	12757.60	12781.60	24.00	1.40	1.37	1.38	1958	76
18-Dec-12	8:00	Cloudy	004121	2.7081	2.8065	12784.60	12808.59	23.99	1.42	1.40	1.41	1986	50
22-Dec-12	8:00	Fine	004135	2.7355	2.9303	12811.59	12835.59	24.00	1.39	1.36	1.38	1987	98

Report on 1-hour TSP monitoring

Action Level ($\mu\text{g}/\text{m}^3$) - 325.1
 Limit Level ($\mu\text{g}/\text{m}^3$) - 500

Date	Sampling Time	Weather Condition	Filter paper no.	Filter Weight, g		Elapse Time, hr		Sampling Time, hr	Flow Rate, m^3/min			Total Volume, m^3	TSP Level, $\mu\text{g}/\text{m}^3$
				Initial	Final	Initial	Final		Initial, Q_{si}	Final, Q_{sf}	Average		
3-Dec-12	8:30	Cloudy	004116	2.7360	2.7389	12727.59	12728.59	1.00	1.38	1.38	1.38	83	35
3-Dec-12	9:40	Cloudy	004130	2.7158	2.7189	12728.59	12729.59	1.00	1.38	1.38	1.38	83	37
3-Dec-12	10:45	Cloudy	004260	2.6986	2.7016	12729.59	12730.59	1.00	1.38	1.38	1.38	83	36
8-Dec-12	8:40	Cloudy	004264	2.7212	2.7309	12754.58	12755.58	1.00	1.38	1.38	1.38	83	117
8-Dec-12	9:43	Cloudy	004119	2.7066	2.7159	12755.58	12756.58	1.00	1.38	1.38	1.38	83	113
8-Dec-12	10:50	Cloudy	004266	2.7190	2.7305	12756.58	12757.58	1.00	1.38	1.38	1.38	83	139
14-Dec-12	8:18	Fine	004269	2.6907	2.6993	12781.60	12782.60	1.00	1.37	1.37	1.37	82	104
14-Dec-12	9:25	Fine	003977	2.7306	2.7399	12782.60	12783.60	1.00	1.37	1.37	1.37	82	113
14-Dec-12	10:30	Fine	004129	2.7322	2.7423	12783.60	12784.60	1.00	1.37	1.37	1.37	82	123
19-Dec-12	8:30	Cloudy	004124	2.7174	2.7257	12808.59	12809.59	1.00	1.40	1.40	1.40	84	99
19-Dec-12	9:33	Cloudy	004209	2.7350	2.7436	12809.59	12810.59	1.00	1.40	1.40	1.40	84	103
19-Dec-12	10:40	Cloudy	004133	2.7267	2.7347	12810.59	12811.59	1.00	1.42	1.40	1.41	84	95
24-Dec-12	8:10	Fine	004137	2.7202	2.7292	12835.59	12836.59	1.00	1.44	1.40	1.42	85	105
24-Dec-12	9:15	Fine	004139	2.7079	2.7188	12836.59	12837.59	1.00	1.40	1.40	1.40	84	130
24-Dec-12	10:20	Fine	004142	2.7300	2.7463	12837.59	12838.59	1.00	1.44	1.40	1.42	85	191



Location: CMA1b - Oil St Community Liaison Centre

Report on 24-hour TSP monitoring

Action Level ($\mu\text{g}/\text{m}^3$) - 176.7

Limit Level ($\mu\text{g}/\text{m}^3$) - 260

Date	Sampling Time	Weather Condition	Filter paper no.	Filter Weight, g		Elapse Time, hr		Sampling Time, hr	Flow Rate, m^3/min			Total Volume, m^3	TSP Level, $\mu\text{g}/\text{m}^3$
				Initial	Final	Initial	Final		Initial, Q_{si}	Final, Q_{sf}	Average		
28-Dec-12	8:00	Cloudy	003735	2.7694	2.8602	2140.13	2164.13	24.00	1.13	1.00	1.06	1454	62
3-Jan-13	8:00	Fine	004001	2.7490	2.9670	2167.13	2191.13	24.00	1.27	1.30	1.28	1843	118
9-Jan-13	8:00	Fine	004198	2.7597	2.9702	2194.13	2218.13	24.00	1.27	1.23	1.25	1800	117
15-Jan-13	8:00	Cloudy	003444	2.8151	3.0502	2221.12	2245.12	24.00	1.25	1.18	1.21	1742	135
21-Jan-13	8:00	Sunny	004107	2.7902	2.9194	2248.12	2272.12	24.00	1.17	1.02	1.10	1584	82

*Remarks: The monitoring result of 24-hr TSP monitoring conducted on 26 Jan 2013 will be presented in the Feb monthly report.

Report on 1-hour TSP monitoring

Action Level ($\mu\text{g}/\text{m}^3$) - 320.1

Limit Level ($\mu\text{g}/\text{m}^3$) - 500

Date	Sampling Time	Weather Condition	Filter paper no.	Filter Weight, g		Elapse Time, hr		Sampling Time, hr	Flow Rate, m^3/min			Total Volume, m^3	TSP Level, $\mu\text{g}/\text{m}^3$
				Initial	Final	Initial	Final		Initial, Q_{si}	Final, Q_{sf}	Average		
29-Dec-12	8:05	Rainy	003996	2.7610	2.7680	2164.13	2165.13	1.00	1.31	1.31	1.31	79	89
29-Dec-12	9:12	Rainy	003997	2.7599	2.7701	2165.13	2166.13	1.00	1.33	1.29	1.31	79	130
29-Dec-12	10:15	Rainy	003999	2.7320	2.7408	2166.13	2167.13	1.00	1.29	1.29	1.29	77	114
4-Jan-13	8:20	Fine	004192	2.7320	2.7408	2191.13	2192.13	1.00	1.37	1.30	1.33	80	110
4-Jan-13	9:25	Fine	004194	2.7694	2.7751	2192.13	2193.13	1.00	1.25	1.23	1.24	75	76
4-Jan-13	10:30	Fine	004196	2.7770	2.7878	2193.13	2194.13	1.00	1.28	1.28	1.28	77	141
10-Jan-13	8:03	Cloudy	003403	2.7713	2.7822	2218.13	2219.13	1.00	1.25	1.23	1.24	74	147
10-Jan-13	9:05	Cloudy	003431	2.7964	2.8054	2219.13	2220.13	1.00	1.16	1.07	1.12	67	134
10-Jan-13	10:15	Cloudy	003442	2.7773	2.7909	2220.13	2221.13	1.00	1.25	1.21	1.23	74	184
16-Jan-13	10:10	Fine	004223	2.7073	2.7189	2245.12	2246.12	1.00	1.16	1.14	1.15	69	169
16-Jan-13	13:00	Fine	004104	2.7930	2.8017	2246.12	2247.12	1.00	1.14	1.09	1.11	67	130
16-Jan-13	14:38	Fine	004105	2.8233	2.8321	2247.12	2248.12	1.00	1.09	1.07	1.08	65	136
22-Jan-13	8:05	Fine	003428	2.8133	2.8245	2272.12	2273.12	1.00	1.17	1.15	1.16	70	161
22-Jan-13	9:20	Fine	003447	2.7796	2.7899	2273.12	2274.12	1.00	1.17	1.13	1.15	69	149
22-Jan-13	10:30	Fine	004403	2.7128	2.7219	2274.12	2275.12	1.00	1.22	1.15	1.18	71	128



Location: CMA2a - Causeway Bay Community Centre

Report on 24-hour TSP monitoring
Action Level ($\mu\text{g}/\text{m}^3$) - 169.5
Limit Level ($\mu\text{g}/\text{m}^3$) - 260

Date	Sampling Time	Weather Condition	Filter paper no.	Filter Weight, g		Elapse Time, hr		Sampling Time, hr	Flow Rate, m^3/min			Total Volume, m^3	TSP Level, $\mu\text{g}/\text{m}^3$
				Initial	Final	Initial	Final		Initial, Q_{si}	Final, Q_{sf}	Average		
28-Dec-12	8:00	Cloudy	003770	2.7821	2.8853	11903.59	11927.59	24.00	1.44	1.42	1.43	2174	47
3-Jan-13	8:00	Fine	004002	2.7430	3.0358	11930.59	11954.59	24.00	1.45	1.54	1.49	2146	136
9-Jan-13	8:00	Fine	004197	2.7606	2.9819	11957.59	11981.59	24.00	1.45	1.49	1.47	2146	103
15-Jan-13	8:00	Cloudy	003443	2.7907	3.0836	11984.59	12008.59	24.00	1.49	1.49	1.49	2146	137
21-Jan-13	8:00	Sunny	004366	2.6845	2.8198	12011.59	12035.59	24.00	1.42	1.44	1.43	2059	66

* Remarks: The monitoring result of 24-hr TSP monitoring conducted on 26 Jan 2013 will be presented in the Feb monthly report.

Report on 1-hour TSP monitoring
Action Level ($\mu\text{g}/\text{m}^3$) - 323.4
Limit Level ($\mu\text{g}/\text{m}^3$) - 500

Date	Sampling Time	Weather Condition	Filter paper no.	Filter Weight, g		Elapse Time, hr		Sampling Time, hr	Flow Rate, m^3/min			Total Volume, m^3	TSP Level, $\mu\text{g}/\text{m}^3$
				Initial	Final	Initial	Final		Initial, Q_{si}	Final, Q_{sf}	Average		
29-Dec-12	8:05	Rainy	003994	2.7518	2.7602	11927.59	11928.59	1.00	1.48	1.48	1.48	89	94
29-Dec-12	9:10	Rainy	003998	2.7531	2.7616	11928.59	11929.59	1.00	1.48	1.48	1.48	89	96
29-Dec-12	10:15	Rainy	004000	2.7413	2.7500	11929.59	11930.59	1.00	1.44	1.48	1.46	88	99
4-Jan-13	8:10	Fine	004191	2.7579	2.7710	11954.59	11955.59	1.00	1.49	2.02	1.76	106	124
4-Jan-13	9:15	Fine	004193	2.7335	2.7417	11955.59	11956.59	1.00	1.47	1.52	1.49	90	91
4-Jan-13	10:20	Fine	004195	2.7711	2.7876	11956.59	11957.59	1.00	1.49	1.45	1.47	88	187
10-Jan-13	8:04	Cloudy	003992	2.7452	2.7556	11981.59	11982.59	1.00	1.45	1.45	1.45	87	120
10-Jan-13	9:10	Cloudy	003402	2.7769	2.7917	11982.59	11983.59	1.00	1.49	1.49	1.49	89	165
10-Jan-13	10:15	Cloudy	003441	2.7975	2.8143	11983.59	11984.59	1.00	1.49	1.49	1.49	89	188
16-Jan-13	10:17	Fine	004224	2.6956	2.7104	12008.59	12009.59	1.00	1.38	1.40	1.39	84	177
16-Jan-13	13:00	Fine	004245	2.6870	2.6978	12009.59	12010.59	1.00	1.40	1.36	1.38	83	130
16-Jan-13	15:50	Fine	003790	2.7410	2.7505	12010.59	12011.59	1.00	1.36	1.30	1.33	80	119
22-Jan-13	8:03	Fine	003427	2.8103	2.8246	12035.59	12036.59	1.00	1.46	1.46	1.46	88	163
22-Jan-13	9:06	Fine	003448	2.7936	2.8089	12036.59	12037.59	1.00	1.44	1.46	1.45	87	176
22-Jan-13	10:10	Fine	004404	2.7149	2.7289	12037.59	12038.59	1.00	1.48	1.46	1.47	88	159



Location: CMA3a - CWB PRE Site Office Area

Report on 24-hour TSP monitoring
 Action Level ($\mu\text{g}/\text{m}^3$) - 171
 Limit Level ($\mu\text{g}/\text{m}^3$) - 260

Date	Sampling Time	Weather Condition	Filter paper no.	Filter Weight, g		Elapse Time, hr		Sampling Time, hr	Flow Rate, m^3/min			Total Volume, m^3	TSP Level, $\mu\text{g}/\text{m}^3$
				Initial	Final	Initial	Final		Initial, Q_{si}	Final, Q_{sf}	Average		
28-Dec-12	8:00	Cloudy	004899	2.7420	3.0311	12656.91	12680.91	24.00	1.73	1.69	1.71	2376	122
3-Jan-13	8:00	Fine	003504	2.7886	3.1779	12683.91	12707.91	24.00	1.65	1.63	1.64	2362	165
9-Jan-13	8:00	Fine	004199	2.7676	3.1455	12710.91	12734.91	24.00	1.69	1.65	1.67	2405	157
15-Jan-13	8:00	Cloudy	004212	2.7512	3.1229	12737.91	12761.91	24.00	1.72	1.64	1.68	2419	154
21-Jan-13	8:00	Sunny	004399	2.7000	3.0490	12764.91	12788.90	23.99	1.66	1.66	1.66	2389	146

* Remarks: The monitoring result of 24-hr TSP monitoring conducted on 26 Jan 2013 will be presented in the Feb monthly report.

Report on 1-hour TSP monitoring
 Action Level ($\mu\text{g}/\text{m}^3$) - 311.3
 Limit Level ($\mu\text{g}/\text{m}^3$) - 500

Date	Sampling Time	Weather Condition	Filter paper no.	Filter Weight, g		Elapse Time, hr		Sampling Time, hr	Flow Rate, m^3/min			Total Volume, m^3	TSP Level, $\mu\text{g}/\text{m}^3$
				Initial	Final	Initial	Final		Initial, Q_{si}	Final, Q_{sf}	Average		
29-Dec-12	8:30	Rainy	004162	2.7388	2.7652	12680.91	12681.91	1.00	1.55	1.52	1.54	92	287
29-Dec-12	9:36	Rainy	004164	2.7207	2.7480	12681.91	12682.91	1.00	1.64	1.57	1.60	96	284
29-Dec-12	10:45	Rainy	004149	2.7270	2.7550	12682.91	12683.91	1.00	1.55	1.55	1.55	93	302
4-Jan-13	8:22	Fine	003503	2.7933	2.8109	12707.91	12708.91	1.00	1.68	1.70	1.69	101	174
4-Jan-13	9:26	Fine	003501	2.7759	2.7930	12708.91	12709.91	1.00	1.70	1.70	1.70	102	168
4-Jan-13	10:29	Fine	004892	2.7634	2.7805	12709.91	12710.91	1.00	1.70	1.70	1.70	102	168
10-Jan-13	8:18	Cloudy	004204	2.7575	2.7776	12734.91	12735.91	1.00	1.72	1.72	1.72	103	195
10-Jan-13	9:20	Cloudy	004579	2.7087	2.7375	12735.91	12736.91	1.00	1.72	1.72	1.72	103	279
10-Jan-13	10:31	Cloudy	004578	2.7063	2.7305	12736.91	12737.91	1.00	1.72	1.72	1.72	103	235
16-Jan-13	8:20	Fine	004217	2.7175	2.7335	12761.91	12762.91	1.00	1.64	1.64	1.64	99	162
16-Jan-13	9:25	Fine	004219	2.7212	2.7414	12762.91	12763.91	1.00	1.62	1.62	1.62	97	208
16-Jan-13	10:30	Fine	004333	2.7287	2.7326	12763.91	12764.91	1.00	1.64	1.64	1.64	99	40
22-Jan-13	8:03	Fine	004367	2.6937	2.7094	12788.90	12789.91	1.01	1.82	1.75	1.79	108	145
22-Jan-13	9:07	Fine	004369	2.7023	2.7205	12789.91	12790.91	1.00	1.77	1.77	1.77	106	171
22-Jan-13	10:11	Fine	004573	2.6793	2.6938	12790.91	12791.91	1.00	1.68	1.68	1.68	101	144



Location: CMA4a - SPCA

Report on 24-hour TSP monitoring

Action Level ($\mu\text{g}/\text{m}^3$) - 171.2
Limit Level ($\mu\text{g}/\text{m}^3$) - 260

Date	Sampling Time	Weather Condition	Filter paper no.	Filter Weight, g		Elapse Time, hr		Sampling Time, hr	Flow Rate, m^3/min			Total Volume, m^3	TSP Level, $\mu\text{g}/\text{m}^3$
				Initial	Final	Initial	Final		Initial, Q_{si}	Final, Q_{sf}	Average		
28-Dec-12	8:00	Cloudy	003440	2.8185	2.9600	16053.21	16077.21	24.00	1.37	1.33	1.35	1958	72
3-Jan-13	8:00	Fine	003505	2.7936	3.0389	16080.33	16104.33	24.00	1.40	1.38	1.39	2002	123
9-Jan-13	8:00	Fine	004897	2.7581	3.0069	16107.33	16131.33	24.00	1.35	1.36	1.35	1944	128
15-Jan-13	8:00	Cloudy	004211	2.7527	3.0027	16134.32	16158.32	24.00	1.42	1.37	1.40	2016	124
21-Jan-13	8:00	Sunny	004335	2.7225	2.9166	16161.32	16185.32	24.00	1.30	1.30	1.30	1872	104

* Remarks: The monitoring result of 24-hr TSP monitoring conducted on 26 Jan 2013 will be presented in the Feb monthly report.

Report on 1-hour TSP monitoring

Action Level ($\mu\text{g}/\text{m}^3$) - 312.5
Limit Level ($\mu\text{g}/\text{m}^3$) - 500

Date	Sampling Time	Weather Condition	Filter paper no.	Filter Weight, g		Elapse Time, hr		Sampling Time, hr	Flow Rate, m^3/min			Total Volume, m^3	TSP Level, $\mu\text{g}/\text{m}^3$
				Initial	Final	Initial	Final		Initial, Q_{si}	Final, Q_{sf}	Average		
29-Dec-12	8:44	Rainy	004163	2.7200	2.7298	16077.21	16078.21	1.00	1.35	1.35	1.35	81	121
29-Dec-12	9:49	Rainy	004165	2.7232	2.7330	16078.21	16079.21	1.00	1.35	1.35	1.35	81	121
29-Dec-12	10:55	Rainy	004150	2.7458	2.7537	16079.21	16080.21	1.00	1.35	1.35	1.35	81	98
4-Jan-13	8:34	Fine	003502	2.7923	2.8020	16104.33	16105.33	1.00	1.38	1.38	1.38	83	117
4-Jan-13	9:39	Fine	004893	2.7629	2.7730	16105.33	16106.33	1.00	1.38	1.38	1.38	83	122
4-Jan-13	10:42	Fine	004900	2.7558	2.7675	16106.33	16107.33	1.00	1.38	1.38	1.38	83	141
10-Jan-13	8:29	Cloudy	004577	2.7067	2.7176	16131.33	16132.33	1.00	1.38	1.38	1.38	83	132
10-Jan-13	9:33	Cloudy	004576	2.7026	2.7138	16132.33	16133.33	1.00	1.38	1.38	1.38	83	135
10-Jan-13	10:45	Cloudy	004580	2.6956	2.7077	16133.33	16134.33	1.00	1.45	1.42	1.44	86	141
16-Jan-13	8:32	Fine	004218	2.7234	2.7355	16158.32	16159.32	1.00	1.37	1.37	1.37	82	147
16-Jan-13	9:35	Fine	004220	2.7111	2.7279	16159.32	16160.32	1.00	1.35	1.35	1.35	81	207
16-Jan-13	10:40	Fine	004334	2.7126	2.7247	16160.32	16161.32	1.00	1.33	1.33	1.33	80	152
22-Jan-13	8:20	Fine	004368	2.6990	2.7076	16185.32	16186.32	1.00	1.19	1.19	1.19	71	120
22-Jan-13	9:25	Fine	004572	2.7003	2.7104	16186.32	16187.32	1.00	1.19	1.17	1.18	71	143
22-Jan-13	10:30	Fine	004561	2.6700	2.6792	16187.32	16188.32	1.00	1.19	1.17	1.18	71	130



Location: CMA5a - Children Garden opposite to Pedestrian Plaza

Report on 24-hour TSP monitoring

Action Level ($\mu\text{g}/\text{m}^3$) - 181
Limit Level ($\mu\text{g}/\text{m}^3$) - 260

Date	Sampling Time	Weather Condition	Filter paper no.	Filter Weight, g		Elapse Time, hr		Sampling Time, hr	Flow Rate, m^3/min			Total Volume, m^3	TSP Level, $\mu\text{g}/\text{m}^3$
				Initial	Final	Initial	Final		Initial, Q_{si}	Final, Q_{sf}	Average		
28-Dec-12	8:00	Cloudy	003730	2.7618	2.8330	17046.72	17070.73	24.01	1.16	1.14	1.15	1858	38
3-Jan-13	8:00	Fine	003710	2.7439	3.0598	17073.73	17097.72	23.99	1.22	1.30	1.26	1814	174
9-Jan-13	8:00	Fine	004282	2.7185	2.8439	17100.72	17124.72	24.00	1.24	1.12	1.18	1699	74
15-Jan-13	8:00	Cloudy	004278	2.6854	2.8941	17127.72	17151.72	24.00	1.24	1.19	1.22	1757	119
21-Jan-13	8:00	Sunny	004365	2.7533	3.0342	17154.72	17178.72	24.00	1.45	1.45	1.45	2088	135

* Remarks: The monitoring result of 24-hr TSP monitoring conducted on 26 Jan 2013 will be presented in the Feb monthly report.

Report on 1-hour TSP monitoring

Action Level ($\mu\text{g}/\text{m}^3$) - 332
Limit Level ($\mu\text{g}/\text{m}^3$) - 500

Date	Sampling Time	Weather Condition	Filter paper no.	Filter Weight, g		Elapse Time, hr		Sampling Time, hr	Flow Rate, m^3/min			Total Volume, m^3	TSP Level, $\mu\text{g}/\text{m}^3$
				Initial	Final	Initial	Final		Initial, Q_{si}	Final, Q_{sf}	Average		
29-Dec-12	13:00	Rainy	003702	2.7533	2.7609	17070.73	17071.73	1.00	1.14	1.14	1.14	68	111
29-Dec-12	14:10	Rainy	004285	2.6932	2.7066	17071.73	17072.73	1.00	1.14	1.14	1.14	68	196
29-Dec-12	15:20	Rainy	003731	2.7796	2.7828	17072.73	17073.73	1.00	1.14	1.14	1.14	68	47
4-Jan-13	8:20	Fine	003708	2.7488	2.7691	17097.72	17098.72	1.00	1.49	1.49	1.49	90	227
4-Jan-13	9:25	Fine	004274	2.6887	2.6982	17098.72	17099.72	1.00	1.30	1.30	1.30	78	122
4-Apr-13	10:35	Fine	004284	2.6980	2.7109	17099.72	17100.72	1.00	1.30	1.27	1.29	77	167
10-Jan-13	13:00	Cloudy	003445	2.8011	2.8139	17097.72	17098.72	1.00	1.49	1.49	1.49	89	143
10-Jan-13	14:05	Cloudy	004280	2.6973	2.7132	17098.72	17099.72	1.00	1.44	1.44	1.44	86	184
10-Jan-13	15:10	Cloudy	004275	2.6738	2.6890	17099.72	17100.72	1.00	1.49	1.49	1.49	89	170
16-Jan-13	8:20	Fine	004575	2.6946	2.7063	17151.72	17152.72	1.00	1.27	1.27	1.27	76	154
16-Jan-13	9:25	Fine	004370	2.7049	2.7256	17152.72	17153.72	1.00	1.51	1.51	1.51	90	229
16-Jan-13	10:30	Fine	004574	2.7006	2.7125	17153.72	17154.72	1.00	1.22	1.22	1.22	73	163
22-Jan-13	8:35	Fine	004337	2.7220	2.7340	17178.72	17179.72	1.00	1.28	1.28	1.28	77	156
22-Jan-13	11:00	Fine	004339	2.7133	2.7252	17179.72	17180.72	1.00	1.45	1.45	1.45	87	137
22-Jan-13	13:00	Fine	004402	2.6956	2.7051	17180.72	17181.72	1.00	1.31	1.33	1.32	79	120



Location: MA1e - International Finance Centre (Eastern Wing)

Report on 24-hour TSP monitoring
 Action Level ($\mu\text{g}/\text{m}^3$) - 173.4
 Limit Level ($\mu\text{g}/\text{m}^3$) - 260

Date	Sampling Time	Weather Condition	Filter paper no.	Filter Weight, g		Elapse Time, hr		Sampling Time, hr	Flow Rate, m^3/min			Total Volume, m^3	TSP Level, $\mu\text{g}/\text{m}^3$
				Initial	Final	Initial, Q_{si}	Final, Q_{sf}		Average				
28-Dec-12	8:00	Cloudy	004288	2.6679	2.7275	9720.35	9744.35	24.00	1.24	1.17	1.21	1901	31
3-Jan-13	8:00	Fine	003740	2.7577	2.9162	9747.35	9771.35	24.00	1.31	1.23	1.27	1829	87
9-Jan-13	8:00	Fine	004633	2.7181	2.9561	9774.35	9798.35	24.00	1.30	1.31	1.31	1886	126
15-Jan-13	8:00	Cloudy	004581	2.6540	2.8924	9801.35	9825.35	24.00	1.31	1.28	1.29	1858	128
21-Jan-13	8:00	Sunny	004610	2.6772	2.8466	9828.35	9852.34	23.99	1.34	1.30	1.32	1900	89

* Remarks: The monitoring result of 24-hr TSP monitoring conducted on 26 Jan 2013 will be presented in the Feb monthly report.

Report on 1-hour TSP monitoring
 Action Level ($\mu\text{g}/\text{m}^3$) - 325.1
 Limit Level ($\mu\text{g}/\text{m}^3$) - 500

Date	Sampling Time	Weather Condition	Filter paper no.	Filter Weight, g		Elapse Time, hr		Sampling Time, hr	Flow Rate, m^3/min			Total Volume, m^3	TSP Level, $\mu\text{g}/\text{m}^3$
				Initial	Final	Initial	Final		Initial, Q_{si}	Final, Q_{sf}	Average		
29-Dec-12	8:10	Rainy	004287	2.7108	2.7175	9744.35	9745.35	1.00	1.32	1.22	1.27	76	88
29-Dec-12	9:15	Rainy	003732	2.7623	2.7674	9745.35	9746.35	1.00	1.30	1.24	1.27	76	67
29-Dec-12	10:25	Rainy	003758	2.7529	2.7549	9746.35	9747.35	1.00	1.09	1.13	1.11	67	30
4-Jan-13	8:10	Fine	004639	2.6851	2.6945	9771.35	9772.35	1.00	1.35	1.31	1.33	80	118
4-Jan-13	9:13	Fine	004637	2.7054	2.7149	9772.35	9773.35	1.00	1.35	1.31	1.33	80	119
4-Jan-13	10:20	Fine	004635	2.6924	2.7040	9773.35	9774.35	1.00	1.40	1.31	1.35	81	143
10-Jan-13	8:00	Cloudy	004631	2.7379	2.7488	9798.35	9799.35	1.00	1.33	1.31	1.32	79	138
10-Jan-13	9:04	Cloudy	004629	2.7079	2.7192	9799.35	9800.35	1.00	1.35	1.31	1.33	80	142
10-Jan-13	10:10	Cloudy	004627	2.7306	2.7413	9800.35	9801.35	1.00	1.37	1.33	1.35	81	132
16-Jan-13	8:00	Fine	004624	2.7339	2.7425	9825.35	9826.35	1.00	1.35	1.26	1.30	78	110
16-Jan-13	9:03	Fine	004622	2.7409	2.7596	9826.35	9827.35	1.00	1.26	1.26	1.26	76	247
16-Jan-13	10:08	Fine	004620	2.7064	2.7203	9827.35	9828.35	1.00	1.28	1.28	1.28	77	181
22-Jan-13	8:04	Fine	004582	2.6953	2.7082	9852.34	9853.34	1.00	1.30	1.30	1.30	78	166
22-Jan-13	9:08	Fine	004584	2.6807	2.6932	9853.34	9854.34	1.00	1.34	1.28	1.31	78	159
22-Jan-13	10:12	Fine	004608	2.7026	2.7137	9854.34	9855.34	1.00	1.34	1.28	1.31	78	141



Location: MA1w - International Finance Centre (Western Wing)

Report on 24-hour TSP monitoring

Action Level ($\mu\text{g}/\text{m}^3$) - 173.4
 Limit Level ($\mu\text{g}/\text{m}^3$) - 260

Date	Sampling Time	Weather Condition	Filter paper no.	Filter Weight, g		Elapse Time, hr		Sampling Time, hr	Flow Rate, m^3/min			Total Volume, m^3	TSP Level, $\mu\text{g}/\text{m}^3$
				Initial	Final	Initial	Final		Initial, Q_{si}	Final, Q_{sf}	Average		
28-Dec-12	8:00	Cloudy	003733	2.7672	2.8717	12838.59	12862.59	24.00	1.43	1.41	1.42	1987	53
3-Jan-13	8:00	Fine	003703	2.7503	2.9389	12865.59	12889.59	24.00	1.38	1.38	1.38	1987	95
9-Jan-13	8:00	Fine	004632	2.7089	2.9430	12892.59	12916.59	24.00	1.40	1.38	1.39	2002	117
15-Jan-13	8:00	Cloudy	004625	2.7170	2.9361	12919.59	12943.59	24.00	1.46	1.42	1.44	2074	106
21-Jan-13	8:00	Sunny	004618	2.7155	2.9204	12946.59	12970.58	23.99	1.41	1.39	1.40	2015	102

* Remarks: The monitoring result of 24-hr TSP monitoring conducted on 26 Jan 2013 will be presented in the Feb monthly report.

Report on 1-hour TSP monitoring

Action Level ($\mu\text{g}/\text{m}^3$) - 325.1
 Limit Level ($\mu\text{g}/\text{m}^3$) - 500

Date	Sampling Time	Weather Condition	Filter paper no.	Filter Weight, g		Elapse Time, hr		Sampling Time, hr	Flow Rate, m^3/min			Total Volume, m^3	TSP Level, $\mu\text{g}/\text{m}^3$
				Initial	Final	Initial	Final		Initial, Q_{si}	Final, Q_{sf}	Average		
29-Dec-12	8:20	Rainy	004286	2.7043	2.7114	12862.59	12863.59	1.00	1.41	1.37	1.39	84	85
29-Dec-12	9:30	Rainy	003757	2.7585	2.7618	12863.59	12864.59	1.00	1.29	1.33	1.31	79	42
29-Dec-12	10:35	Rainy	003739	2.7512	2.7551	12864.59	12865.59	1.00	1.39	1.37	1.38	83	47
4-Jan-13	8:15	Fine	004638	2.7052	2.7142	12889.59	12890.59	1.00	1.40	1.40	1.40	84	107
4-Jan-13	9:18	Fine	004636	2.7359	2.7448	12890.59	12891.59	1.00	1.42	1.42	1.42	85	104
4-Jan-13	10:25	Fine	004634	2.6736	2.6845	12891.59	12892.59	1.00	1.40	1.40	1.40	84	130
10-Jan-13	8:10	Cloudy	004630	2.7451	2.7572	12916.59	12917.59	1.00	1.42	1.38	1.40	84	144
10-Jan-13	9:13	Cloudy	004629	2.7191	2.7298	12917.59	12918.59	1.00	1.38	1.38	1.38	83	129
10-Jan-13	10:20	Cloudy	004626	2.7108	2.7230	12918.59	12919.59	1.00	1.44	1.38	1.41	85	144
16-Jan-13	8:05	Fine	004623	2.7149	2.7258	12943.59	12944.59	1.00	1.46	1.42	1.44	86	127
16-Jan-13	9:09	Fine	004621	2.7248	2.7444	12944.59	12945.59	1.00	1.46	1.42	1.44	86	228
16-Jan-13	10:14	Fine	004619	2.6882	2.7006	12945.59	12946.59	1.00	1.48	1.42	1.45	87	143
22-Jan-13	8:15	Fine	004583	2.6807	2.6918	12970.58	12971.58	1.00	1.39	1.39	1.39	83	133
22-Jan-13	9:20	Fine	004609	2.6740	2.6841	12971.58	12972.58	1.00	1.37	1.37	1.37	82	123
22-Jan-13	10:23	Fine	004585	2.6992	2.7088	12972.58	12973.58	1.00	1.43	1.39	1.41	85	113



Location: CMA1b - Oil St Community Liaison Centre

Report on 24-hour TSP monitoring

Action Level ($\mu\text{g}/\text{m}^3$) - 176.7

Limit Level ($\mu\text{g}/\text{m}^3$) - 260

Date	Sampling Time	Weather Condition	Filter paper no.	Filter Weight, g		Elapse Time, hr		Sampling Time, hr	Flow Rate, m^3/min			Total Volume, m^3	TSP Level, $\mu\text{g}/\text{m}^3$
				Initial	Final	Initial	Final		Initial, Q_{si}	Final, Q_{sf}	Average		
26-Jan-13	8:00	Cloudy	004407	2.7089	2.9614	2275.15	2299.15	24.00	1.18	1.18	1.18	1584	159
1-Feb-13	8:00	Cloudy	004424	2.6980	2.8702	2302.15	2326.15	24.00	1.17	1.17	1.17	1685	102
4-Feb-13	8:00	Cloudy	004396	2.7198	2.8560	2329.15	2353.15	24.00	1.04	1.04	1.04	1498	91
8-Feb-13	8:00	Cloudy	004535	2.6713	2.7459	2356.15	2380.15	24.00	1.07	1.07	1.07	1543	48
14-Feb-13	8:00	Fine	004353	2.7265	2.8529	2383.15	2407.15	24.00	1.18	1.06	1.12	1617	78
20-Feb-13	8:00	Cloudy	004243	2.6802	2.8269	2410.16	2434.16	24.00	1.18	1.16	1.17	1684	87
26-Feb-13	8:00	Cloudy	003423	2.8188	3.0448	2437.16	2461.15	23.99	1.11	1.13	1.12	1611	140

Report on 1-hour TSP monitoring

Action Level ($\mu\text{g}/\text{m}^3$) - 320.1

Limit Level ($\mu\text{g}/\text{m}^3$) - 500

Date	Sampling Time	Weather Condition	Filter paper no.	Filter Weight, g		Elapse Time, hr		Sampling Time, hr	Flow Rate, m^3/min			Total Volume, m^3	TSP Level, $\mu\text{g}/\text{m}^3$
				Initial	Final	Initial	Final		Initial, Q_{si}	Final, Q_{sf}	Average		
28-Jan-13	8:03	Fine	004430	2.7088	2.7282	2299.15	2300.15	1.00	1.27	1.20	1.24	74	261
28-Jan-13	9:06	Fine	003434	2.8306	2.8476	2300.15	2301.15	1.00	1.27	1.16	1.22	73	233
28-Jan-13	10:10	Fine	004340	2.7219	2.7376	2301.15	2302.15	1.00	1.14	1.07	1.10	66	237
2-Feb-13	8:15	Cloudy	004568	2.7075	2.7182	2326.15	2327.15	1.00	1.13	1.13	1.13	68	158
2-Feb-13	9:20	Cloudy	004569	2.6976	2.7067	2327.15	2328.15	1.00	1.13	1.13	1.13	68	134
2-Feb-13	10:40	Cloudy	004173	2.7365	2.7483	2328.15	2329.15	1.00	1.13	1.13	1.13	68	174
5-Feb-13	8:45	Fine	004549	2.6676	2.6754	2353.14	2354.14	1.00	1.00	0.95	0.98	59	133
5-Feb-13	9:50	Fine	004560	2.6612	2.6730	2354.14	2355.14	1.00	1.17	1.17	1.17	70	167
5-Feb-13	10:52	Fine	004538	2.6630	2.6737	2355.14	2356.14	1.00	1.13	1.13	1.13	68	158
9-Feb-13	9:21	Fine	004531	2.6763	2.6808	2380.15	2381.15	1.00	1.14	1.14	1.14	69	66
9-Feb-13	10:24	Fine	004347	2.7005	2.7036	2381.15	2382.15	1.00	1.07	1.07	1.07	64	48
9-Feb-13	13:00	Fine	004351	2.7259	2.7315	2382.15	2383.15	1.00	1.24	1.24	1.24	74	75
15-Feb-13	8:34	Cloudy	004435	2.7086	2.7186	2407.15	2408.15	1.00	1.22	1.18	1.20	72	139
15-Feb-13	9:37	Cloudy	004438	2.7187	2.7284	2408.15	2409.15	1.00	1.04	1.00	1.02	61	159
15-Feb-13	13:00	Cloudy	004441	2.6792	2.6874	2409.15	2410.15	1.00	1.00	1.00	1.00	60	137
21-Feb-13	8:20	Cloudy	003436	2.8000	2.8098	2434.16	2435.16	1.00	1.20	1.18	1.19	72	137
21-Feb-13	9:23	Cloudy	004512	2.6996	2.7086	2435.16	2436.16	1.00	1.11	1.11	1.11	67	135
21-Feb-13	13:00	Cloudy	003424	2.8116	2.8301	2436.16	2437.16	1.00	1.11	1.13	1.12	67	275
27-Feb-13	8:10	Cloudy	004503	2.6962	2.7110	2461.15	2462.15	1.00	1.11	1.11	1.11	66	223
27-Feb-13	9:23	Cloudy	004504	2.6840	2.7025	2462.15	2463.15	1.00	1.11	1.11	1.11	66	278
27-Feb-13	10:40	Cloudy	002923	2.7830	2.7934	2463.15	2464.15	1.00	1.11	1.11	1.11	66	156

Location: CMA2a - Causeway Bay Community Centre

Report on 24-hour TSP monitoring
Action Level ($\mu\text{g}/\text{m}^3$) - 169.5
Limit Level ($\mu\text{g}/\text{m}^3$) - 260

Date	Sampling Time	Weather Condition	Filter paper no.	Filter Weight, g		Elapse Time, hr		Sampling Time, hr	Flow Rate, m^3/min			Total Volume, m^3	TSP Level, $\mu\text{g}/\text{m}^3$
				Initial	Final	Initial	Final		Initial, Q_{si}	Final, Q_{sf}	Average		
26-Jan-13	8:00	Cloudy	004406	2.7151	3.0115	12038.59	12062.59	24.00	1.44	1.45	1.45	2059	144
1-Feb-13	8:00	Cloudy	004233	2.7229	2.9020	12065.59	12089.59	24.00	1.42	1.42	1.42	2045	88
4-Feb-13	8:00	Cloudy	004398	2.7073	2.9955	12092.58	12116.58	24.00	1.44	1.44	1.44	2074	139
8-Feb-13	8:00	Cloudy	004536	2.6823	2.7690	12119.58	12143.58	24.00	1.45	1.46	1.46	2097	41
14-Feb-13	8:00	Fine	004352	2.7286	2.8417	12146.59	12170.59	24.00	1.41	1.41	1.41	2026	56
20-Feb-13	8:00	Cloudy	004242	2.6720	2.9130	12173.59	12197.59	24.00	1.41	1.43	1.42	2042	118
26-Feb-13	8:00	Cloudy	003422	2.8070	3.1520	12200.59	12224.59	24.00	1.43	1.42	1.42	2050	168

Report on 1-hour TSP monitoring
Action Level ($\mu\text{g}/\text{m}^3$) - 323.4
Limit Level ($\mu\text{g}/\text{m}^3$) - 500

Date	Sampling Time	Weather Condition	Filter paper no.	Filter Weight, g		Elapse Time, hr		Sampling Time, hr	Flow Rate, m^3/min			Total Volume, m^3	TSP Level, $\mu\text{g}/\text{m}^3$
				Initial	Final	Initial	Final		Initial, Q_{si}	Final, Q_{sf}	Average		
28-Jan-13	8:04	Fine	003433	2.8016	2.8177	12062.59	12063.59	1.00	1.51	1.49	1.50	90	179
28-Jan-13	9:15	Fine	003432	2.8154	2.8324	12063.59	12064.59	1.00	1.49	1.51	1.50	90	189
28-Jan-13	10:30	Fine	004411	2.7027	2.7208	12064.59	12065.59	1.00	1.53	1.53	1.53	92	197
2-Feb-13	8:05	Cloudy	004190	2.7463	2.7618	12089.59	12090.59	1.00	1.42	1.42	1.42	85	182
2-Feb-13	9:10	Cloudy	004172	2.7438	2.7587	12090.59	12091.59	1.00	1.40	1.40	1.40	84	178
2-Feb-13	10:18	Cloudy	004570	2.6881	2.7068	12091.59	12092.59	1.00	1.44	1.44	1.44	86	217
5-Feb-13	8:32	Fine	004550	2.6794	2.6941	12116.58	12117.58	1.00	1.46	1.46	1.46	88	168
5-Feb-13	9:42	Fine	004547	2.6642	2.6790	12117.58	12118.58	1.00	1.46	1.46	1.46	88	169
5-Feb-13	10:46	Fine	004539	2.6674	2.6800	12118.58	12119.58	1.00	1.46	1.46	1.46	88	144
9-Feb-13	9:10	Fine	004532	2.6768	2.6824	12143.58	12144.58	1.00	1.38	1.44	1.41	84	66
9-Feb-13	10:13	Fine	004346	2.7378	2.7417	12144.58	12145.59	1.01	1.50	1.50	1.50	91	43
9-Feb-13	13:00	Fine	004350	2.7193	2.7243	12145.59	12146.59	1.00	1.46	1.46	1.46	88	57
15-Feb-13	8:23	Cloudy	004434	2.6972	2.7062	12170.59	12171.59	1.00	1.43	1.43	1.43	86	105
15-Feb-13	9:28	Cloudy	004437	2.6991	2.7072	12171.59	12172.59	1.00	1.43	1.43	1.43	86	95
15-Feb-13	13:00	Cloudy	004440	2.6953	2.7134	12172.59	12173.59	1.00	1.43	1.43	1.43	86	212
21-Feb-13	8:04	Cloudy	004360	2.7321	2.7458	12197.59	12198.59	1.00	1.43	1.41	1.42	85	161
21-Feb-13	9:07	Cloudy	004371	2.6856	2.7001	12198.59	12199.59	1.00	1.41	1.41	1.41	84	172
21-Feb-13	10:13	Cloudy	003425	2.7937	2.8061	12199.59	12200.59	1.00	1.43	1.43	1.43	86	145
27-Feb-13	8:03	Cloudy	004953	2.7781	2.7999	12224.59	12225.59	1.00	1.36	1.36	1.36	82	267
27-Feb-13	9:10	Cloudy	004505	2.6854	2.7082	12225.59	12226.59	1.00	1.36	1.36	1.36	82	279
27-Feb-13	10:20	Cloudy	004229	2.6975	2.7157	12226.59	12227.59	1.00	1.36	1.36	1.36	82	223



Location: CMA3a - CWB PRE Site Office Area

Report on 24-hour TSP monitoring
 Action Level ($\mu\text{g}/\text{m}^3$) - 171
 Limit Level ($\mu\text{g}/\text{m}^3$) - 260

Date	Sampling Time	Weather Condition	Filter paper no.	Filter Weight, g		Elapse Time, hr		Sampling Time, hr	Flow Rate, m^3/min			Total Volume, m^3	TSP Level, $\mu\text{g}/\text{m}^3$
				Initial	Final	Initial	Final		Initial, Q_{si}	Final, Q_{sf}	Average		
28-Jan-13	16:00	Fine	004232	2.7048	3.0331	12795.92	12819.92	24.00	1.51	1.60	1.55	2390	137
1-Feb-13	8:00	Cloudy	004419	2.7107	3.0400	12819.92	12843.92	24.00	1.54	1.57	1.56	2246	147
4-Feb-13	8:00	Cloudy	004412	2.6973	3.0200	12846.92	12870.92	24.00	1.59	1.59	1.59	2290	141
8-Feb-13	8:00	Cloudy	004545	2.6464	2.7800	12873.92	12897.92	24.00	1.47	1.48	1.47	2121	63
14-Feb-13	8:00	Fine	004432	2.7123	2.9113	12900.93	12924.93	24.00	1.56	1.55	1.55	2239	89
20-Feb-13	8:00	Cloudy	004241	2.6938	3.0540	12927.93	12951.93	24.00	1.56	1.56	1.56	2241	161
26-Feb-13	8:00	Cloudy	004456	2.6948	3.0717	12954.93	12978.93	24.00	1.55	1.55	1.55	2232	169

*Due to lack of electricity supply, the 24hr-TSP monitoring was rescheduled from 26 Jan 2013 to 28 Jan 2013.

Report on 1-hour TSP monitoring
 Action Level ($\mu\text{g}/\text{m}^3$) - 311.3
 Limit Level ($\mu\text{g}/\text{m}^3$) - 500

Date	Sampling Time	Weather Condition	Filter paper no.	Filter Weight, g		Elapse Time, hr		Sampling Time, hr	Flow Rate, m^3/min			Total Volume, m^3	TSP Level, $\mu\text{g}/\text{m}^3$
				Initial	Final	Initial	Final		Initial, Q_{si}	Final, Q_{sf}	Average		
28-Jan-13	8:25	Fine	004563	2.6956	2.7230	12791.92	12792.92	1.00	1.55	1.55	1.55	93	294
28-Jan-13	9:30	Fine	004238	2.7073	2.7307	12792.92	12793.92	1.00	1.60	1.60	1.60	96	244
28-Jan-13	14:20	Fine	004423	2.6997	2.7248	12793.92	12794.92	1.00	1.60	1.60	1.60	96	262
2-Feb-13	8:20	Cloudy	004418	2.7187	2.7360	12843.92	12844.92	1.00	1.59	1.59	1.59	95	181
2-Feb-13	9:26	Cloudy	004416	2.7255	2.7422	12844.92	12845.92	1.00	1.54	1.54	1.54	93	180
2-Feb-13	10:30	Cloudy	004414	2.6925	2.7098	12845.92	12846.92	1.00	1.54	1.54	1.54	93	187
5-Feb-13	8:07	Fine	004557	2.6659	2.6921	12870.92	12871.92	1.00	1.45	1.45	1.45	87	301
5-Feb-13	9:10	Fine	004555	2.6731	2.6963	12871.92	12872.92	1.00	1.45	1.45	1.45	87	266
5-Feb-13	10:20	Fine	004553	2.6940	2.7144	12872.92	12873.92	1.00	1.45	1.45	1.45	87	234
9-Feb-13	8:45	Fine	004533	2.6898	2.6958	12897.92	12898.92	1.00	1.57	1.57	1.57	94	64
9-Feb-13	9:55	Fine	004345	2.7236	2.7310	12898.92	12899.92	1.00	1.57	1.57	1.57	94	79
9-Feb-13	10:58	Fine	004349	2.7239	2.7286	12899.92	12900.92	1.00	1.57	1.57	1.57	94	50
15-Feb-13	13:00	Cloudy	004443	2.6875	2.7123	12924.93	12925.93	1.00	1.51	1.51	1.51	90	274
15-Feb-13	14:13	Cloudy	004446	2.6954	2.7153	12925.93	12926.93	1.00	1.51	1.51	1.51	90	220
15-Feb-13	15:16	Cloudy	004448	2.7170	2.7415	12926.93	12927.93	1.00	1.51	1.51	1.51	90	271
21-Feb-13	8:17	Cloudy	004449	2.6892	2.7083	12951.93	12952.93	1.00	1.56	1.56	1.56	93	205
21-Feb-13	9:21	Cloudy	004450	2.7007	2.7244	12952.93	12953.93	1.00	1.56	1.56	1.56	93	254
21-Feb-13	10:25	Cloudy	004453	2.7199	2.7338	12953.93	12954.93	1.00	1.56	1.56	1.56	93	149
27-Feb-13	9:41	Cloudy	002899	2.7663	2.7886	12978.93	12979.93	1.00	1.53	1.53	1.53	92	243
27-Feb-13	10:54	Cloudy	002897	2.7741	2.7982	12979.93	12980.93	1.00	1.51	1.50	1.50	90	267
27-Feb-13	13:00	Cloudy	002895	2.8024	2.8185	12980.93	12981.93	1.00	1.51	1.50	1.50	90	178



Location: CMA4a - SPCA

Report on 24-hour TSP monitoring

Action Level ($\mu\text{g}/\text{m}^3$) - 171.2

Limit Level ($\mu\text{g}/\text{m}^3$) - 260

Date	Sampling Time	Weather Condition	Filter paper no.	Filter Weight, g		Elapse Time, hr		Sampling Time, hr	Flow Rate, m^3/min			Total Volume, m^3	TSP Level, $\mu\text{g}/\text{m}^3$
				Initial	Final	Initial	Final		Initial, Q_{si}	Final, Q_{sf}	Average		
26-Jan-13	8:00	Cloudy	004562	2.6894	2.8409	16188.32	16212.32	24.00	1.15	1.00	1.07	1872	81
1-Feb-13	8:00	Cloudy	004234	2.7004	2.8682	16215.32	16239.32	24.00	1.28	1.28	1.28	1843	91
4-Feb-13	8:00	Cloudy	004552	2.6821	2.9558	16242.32	16266.32	24.00	1.33	1.32	1.32	1901	144
8-Feb-13	8:00	Cloudy	004546	2.6643	2.7563	16269.32	16293.32	24.00	1.43	1.44	1.44	2069	44
14-Feb-13	8:00	Fine	004431	2.7265	2.8608	16296.33	16320.33	24.00	1.35	1.34	1.35	1938	69
20-Feb-13	8:00	Cloudy	004240	2.7030	2.9618	16323.33	16347.33	24.00	1.37	1.37	1.37	1970	131
26-Feb-13	8:00	Cloudy	004455	2.7157	3.0426	16350.33	16374.33	24.00	1.34	1.34	1.34	1932	169

Report on 1-hour TSP monitoring

Action Level ($\mu\text{g}/\text{m}^3$) - 312.5

Limit Level ($\mu\text{g}/\text{m}^3$) - 500

Date	Sampling Time	Weather Condition	Filter paper no.	Filter Weight, g		Elapse Time, hr		Sampling Time, hr	Flow Rate, m^3/min			Total Volume, m^3	TSP Level, $\mu\text{g}/\text{m}^3$
				Initial	Final	Initial	Final		Initial, Q_{si}	Final, Q_{sf}	Average		
28-Jan-13	8:37	Fine	004239	2.6955	2.7097	16212.32	16213.32	1.00	1.35	1.35	1.35	81	175
28-Jan-13	9:42	Fine	004237	2.6929	2.7081	16213.32	16214.32	1.00	1.29	1.29	1.29	77	197
28-Jan-13	10:45	Fine	004235	2.7106	2.7258	16214.32	16215.32	1.00	1.35	1.35	1.35	81	187
2-Feb-13	8:38	Cloudy	004417	2.7370	2.7477	16239.32	16240.32	1.00	1.30	1.30	1.30	78	137
2-Feb-13	9:43	Cloudy	004415	2.7182	2.7306	16240.32	16241.32	1.00	1.30	1.30	1.30	78	159
2-Feb-13	10:47	Cloudy	004413	2.6880	2.6994	16241.32	16242.32	1.00	1.30	1.30	1.30	78	146
5-Feb-13	8:03	Fine	004558	2.6807	2.6948	16266.32	16267.32	1.00	1.32	1.32	1.32	79	178
5-Feb-13	9:05	Fine	004556	2.6501	2.6620	16267.32	16268.32	1.00	1.32	1.32	1.32	79	150
5-Feb-13	10:09	Fine	004554	2.6896	2.7043	16268.32	16269.32	1.00	1.32	1.32	1.32	79	185
9-Feb-13	8:30	Fine	004534	2.6668	2.6698	16293.32	16294.32	1.00	1.42	1.42	1.42	85	35
9-Feb-13	9:43	Fine	004530	2.6956	2.6976	16294.32	16295.32	1.00	1.42	1.42	1.42	85	23
9-Feb-13	10:50	Fine	004348	2.7335	2.7410	16295.32	16296.32	1.00	1.38	1.38	1.38	83	91
15-Feb-13	13:00	Cloudy	004444	2.6963	2.7157	16320.33	16321.33	1.00	1.34	1.34	1.34	81	241
15-Feb-13	14:10	Cloudy	004445	2.6909	2.7138	16321.33	16322.33	1.00	1.34	1.34	1.34	81	284
15-Feb-13	15:12	Cloudy	004447	2.6907	2.7106	16322.33	16323.33	1.00	1.34	1.34	1.34	81	247
21-Feb-13	8:29	Cloudy	004451	2.7070	2.7227	16347.33	16348.33	1.00	1.35	1.35	1.35	81	194
21-Feb-13	9:34	Cloudy	004452	2.7051	2.7222	16348.33	16349.33	1.00	1.35	1.35	1.35	81	212
21-Feb-13	10:37	Cloudy	004454	2.7143	2.7299	16349.33	16350.33	1.00	1.35	1.35	1.35	81	193
27-Feb-13	9:35	Cloudy	002921	2.7739	2.7848	16374.33	16375.33	1.00	1.26	1.26	1.26	76	144
27-Feb-13	10:40	Cloudy	002898	2.7796	2.7919	16375.33	16376.33	1.00	1.30	1.30	1.30	78	158
27-Feb-13	13:00	Cloudy	002896	2.8050	2.8181	16376.33	16377.33	1.00	1.26	1.26	1.26	76	173



Location: CMA5a - Children Garden opposite to Pedestrian Plaza

Report on 24-hour TSP monitoring

Action Level ($\mu\text{g}/\text{m}^3$) - 181
Limit Level ($\mu\text{g}/\text{m}^3$) - 260

Date	Sampling Time	Weather Condition	Filter paper no.	Filter Weight, g		Elapse Time, hr		Sampling Time, hr	Flow Rate, m^3/min			Total Volume, m^3	TSP Level, $\mu\text{g}/\text{m}^3$
				Initial	Final	Initial	Final		Initial, Q_{si}	Final, Q_{sf}	Average		
26-Jan-13	8:00	Cloudy	004410	2.7047	2.9937	17181.72	17205.72	24.00	1.50	1.51	1.51	2088	138
1-Feb-13	8:00	Cloudy	004393	2.6958	2.9030	17208.73	17232.73	24.00	1.31	1.31	1.31	1886	110
4-Feb-13	8:00	Cloudy	004519	2.6788	2.9501	17235.73	17259.73	24.00	1.31	1.31	1.31	1886	144
8-Feb-13	8:00	Cloudy	004356	2.7375	2.8458	17262.75	17286.75	24.00	1.45	1.45	1.45	2091	52
14-Feb-13	8:00	Fine	004176	2.7308	2.8648	17289.75	17313.75	24.00	1.35	1.35	1.35	1945	69
20-Feb-13	8:00	Cloudy	004529	2.6607	2.8884	17316.76	17340.76	24.00	1.35	1.35	1.35	1947	117
27-Feb-13	8:00	Cloudy	004486	2.7065	2.9733	17352.55	17376.55	24.00	1.25	1.26	1.26	1808	148

* Due to lack of electricity supply, 24hr-TSP monitoring was rescheduled from 26 Feb 2013 to 27 Feb 2013.

Report on 1-hour TSP monitoring

Action Level ($\mu\text{g}/\text{m}^3$) - 332
Limit Level ($\mu\text{g}/\text{m}^3$) - 500

Date	Sampling Time	Weather Condition	Filter paper no.	Filter Weight, g		Elapse Time, hr		Sampling Time, hr	Flow Rate, m^3/min			Total Volume, m^3	TSP Level, $\mu\text{g}/\text{m}^3$
				Initial	Final	Initial	Final		Initial, Q_{si}	Final, Q_{sf}	Average		
28-Jan-13	8:20	Fine	004571	2.7206	2.7294	17205.72	17206.72	1.00	1.29	1.19	1.24	75	118
28-Jan-13	9:30	Fine	004564	2.6963	2.7046	17206.72	17207.72	1.00	1.24	1.19	1.22	73	114
28-Jan-13	10:35	Fine	004566	2.7066	2.7130	17207.72	17208.72	1.00	1.07	1.05	1.06	64	100
2-Feb-13	8:02	Cloudy	004526	2.6732	2.6950	17232.73	17233.73	1.00	1.43	1.43	1.43	86	255
2-Feb-13	9:05	Cloudy	004514	2.6846	2.7030	17233.73	17234.73	1.00	1.43	1.43	1.43	86	215
2-Feb-13	10:15	Cloudy	004516	2.6756	2.6937	17234.73	17235.73	1.00	1.43	1.43	1.43	86	212
5-Feb-13	13:00	Fine	004544	2.6494	2.6603	17259.75	17260.75	1.00	1.31	1.31	1.31	78	139
5-Feb-13	14:00	Fine	004541	2.6487	2.6595	17260.75	17261.75	1.00	1.33	1.33	1.33	80	135
5-Feb-13	15:00	Fine	004520	2.6753	2.6836	17261.75	17262.75	1.00	1.33	1.33	1.33	80	104
9-Feb-13	8:20	Fine	004189	2.7468	2.7529	17286.75	17287.75	1.00	1.13	1.13	1.13	68	90
9-Feb-13	9:25	Fine	004188	2.7325	2.7398	17287.75	17288.75	1.00	1.32	1.32	1.32	79	92
9-Feb-13	10:36	Fine	004186	2.7459	2.7532	17288.75	17289.75	1.00	1.27	1.27	1.27	76	96
15-Feb-13	13:00	Cloudy	003435	2.8117	2.8352	17313.75	17314.75	1.00	1.26	1.26	1.26	75	311
15-Feb-13	14:04	Cloudy	004343	2.7431	2.7636	17314.75	17315.75	1.00	1.21	1.21	1.21	73	282
15-Feb-13	15:10	Cloudy	004354	2.7165	2.7408	17315.75	17316.75	1.00	1.35	1.35	1.35	81	300
21-Feb-13	13:04	Cloudy	004946	2.781	2.795	17340.76	17341.76	1.00	1.35	1.35	1.35	81	173
21-Feb-13	14:10	Cloudy	004955	2.7722	2.7846	17341.76	17342.76	1.00	1.35	1.35	1.35	81	153
21-Feb-13	15:15	Cloudy	004949	2.7798	2.7934	17342.76	17343.76	1.00	1.35	1.35	1.35	81	168
27-Feb-13	8:31	Cloudy	004459	2.6977	2.7184	17349.55	17350.55	1.00	1.23	1.23	1.23	74	280
27-Feb-13	9:35	Cloudy	004461	2.6922	2.7135	17350.55	17351.55	1.00	1.28	1.28	1.28	77	278
27-Feb-13	10:43	Cloudy	004457	2.6996	2.7167	17351.55	17352.55	1.00	1.26	1.25	1.26	75	227



Location: MA1e - International Finance Centre (Eastern Wing)

Report on 24-hour TSP monitoring
 Action Level ($\mu\text{g}/\text{m}^3$) - 173.4
 Limit Level ($\mu\text{g}/\text{m}^3$) - 260

Date	Sampling Time	Weather Condition	Filter paper no.	Filter Weight, g		Elapse Time, hr		Sampling Time, hr	Flow Rate, m^3/min			Total Volume, m^3	TSP Level, $\mu\text{g}/\text{m}^3$
				Initial	Final	Initial	Final		Initial, Q_{si}	Final, Q_{sf}	Average		
26-Jan-13	8:00	Cloudy	004606	2.6868	2.9025	9855.34	9879.34	24.00	1.32	1.26	1.29	1901	113
1-Feb-13	8:00	Cloudy	004589	2.6911	2.9799	9882.34	9906.34	24.00	1.28	1.28	1.28	1843	157
4-Feb-13	8:00	Cloudy	004599	2.6788	2.9909	9909.34	9933.34	24.00	1.28	1.28	1.28	1843	169
8-Feb-13	8:00	Cloudy	004379	2.7004	2.7624	9936.34	9960.34	24.00	1.32	1.32	1.32	1902	33
14-Feb-13	8:00	Fine	004330	2.7240	2.8218	9963.34	9987.35	24.01	1.31	1.31	1.31	1892	52
20-Feb-13	8:00	Cloudy	004522	2.6710	2.8963	9990.35	10014.35	24.00	1.29	1.29	1.29	1864	121
26-Feb-13	8:00	Cloudy	004384	2.6920	2.9914	10017.35	10041.35	24.00	1.29	1.31	1.30	1871	160

Report on 1-hour TSP monitoring
 Action Level ($\mu\text{g}/\text{m}^3$) - 325.1
 Limit Level ($\mu\text{g}/\text{m}^3$) - 500

Date	Sampling Time	Weather Condition	Filter paper no.	Filter Weight, g		Elapse Time, hr		Sampling Time, hr	Flow Rate, m^3/min			Total Volume, m^3	TSP Level, $\mu\text{g}/\text{m}^3$
				Initial	Final	Initial	Final		Initial, Q_{si}	Final, Q_{sf}	Average		
28-Jan-13	8:20	Fine	004605	2.7304	2.7442	9879.34	9880.34	1.00	1.35	1.33	1.34	80	172
28-Jan-13	9:23	Fine	004603	2.7089	2.7236	9880.34	9881.34	1.00	1.35	1.31	1.33	80	185
28-Jan-13	10:25	Fine	004587	2.7064	2.7203	9881.34	9882.34	1.00	1.33	1.31	1.32	79	176
2-Feb-13	8:05	Cloudy	004372	2.6792	2.6916	9879.34	9880.34	1.00	1.28	1.28	1.28	77	162
2-Feb-13	9:08	Cloudy	004374	2.6900	2.7037	9880.34	9881.34	1.00	1.28	1.28	1.28	77	179
2-Feb-13	10:10	Cloudy	004600	2.6939	2.7085	9881.34	9882.34	1.00	1.28	1.28	1.28	77	191
5-Feb-13	8:35	Fine	004376	2.6736	2.6866	9933.34	9934.34	1.00	1.28	1.28	1.28	77	170
5-Feb-13	9:38	Fine	004377	2.7014	2.7129	9934.34	9935.34	1.00	1.28	1.28	1.28	77	150
5-Feb-13	10:40	Fine	004597	2.6980	2.7098	9935.34	9936.34	1.00	1.28	1.28	1.28	77	154
9-Feb-13	8:20	Fine	004595	2.6731	2.6777	9960.34	9961.34	1.00	1.32	1.32	1.32	79	58
9-Feb-13	9:23	Fine	004382	2.6839	2.6897	9961.34	9962.34	1.00	1.32	1.32	1.32	79	73
9-Feb-13	10:25	Fine	004593	2.6781	2.6840	9962.34	9963.34	1.00	1.32	1.32	1.32	79	74
15-Feb-13	8:03	Cloudy	004540	2.6654	2.6764	9987.35	9988.35	1.00	1.31	1.31	1.31	79	140
15-Feb-13	9:05	Cloudy	004421	2.7261	2.7331	9988.35	9989.35	1.00	1.11	1.11	1.11	67	105
15-Feb-13	10:10	Cloudy	004524	2.6496	2.6583	9989.35	9990.35	1.00	1.31	1.31	1.31	79	111
21-Feb-13	8:25	Cloudy	004462	2.7077	2.7197	10014.35	10015.35	1.00	1.29	1.29	1.29	78	155
21-Feb-13	9:28	Cloudy	004388	2.6950	2.7061	10015.35	10016.35	1.00	1.29	1.29	1.29	78	143
21-Feb-13	10:30	Cloudy	004524	2.7103	2.7234	10016.35	10017.35	1.00	1.29	1.29	1.29	78	169
27-Feb-13	8:05	Cloudy	004466	2.7206	2.7364	10041.35	10042.35	1.00	1.29	1.29	1.29	77	204
27-Feb-13	9:07	Cloudy	004321	2.7175	2.7267	10042.35	10043.35	1.00	1.29	1.29	1.29	77	119
27-Feb-13	10:10	Cloudy	004323	2.7260	2.7397	10043.35	10044.35	1.00	1.29	1.29	1.29	77	177



Location: MA1w - International Finance Centre (Western Wing)

Report on 24-hour TSP monitoring

Action Level ($\mu\text{g}/\text{m}^3$) - 173.4
 Limit Level ($\mu\text{g}/\text{m}^3$) - 260

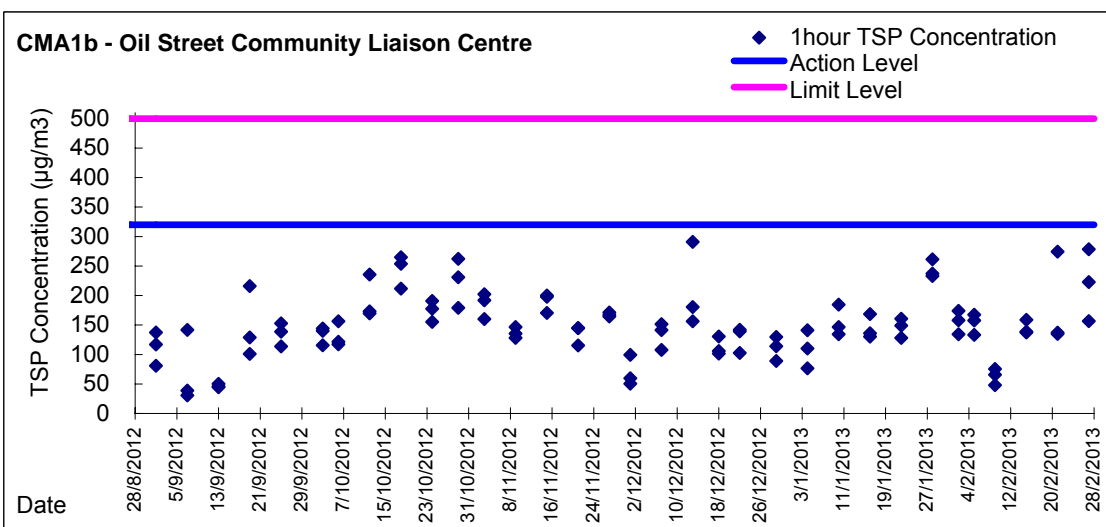
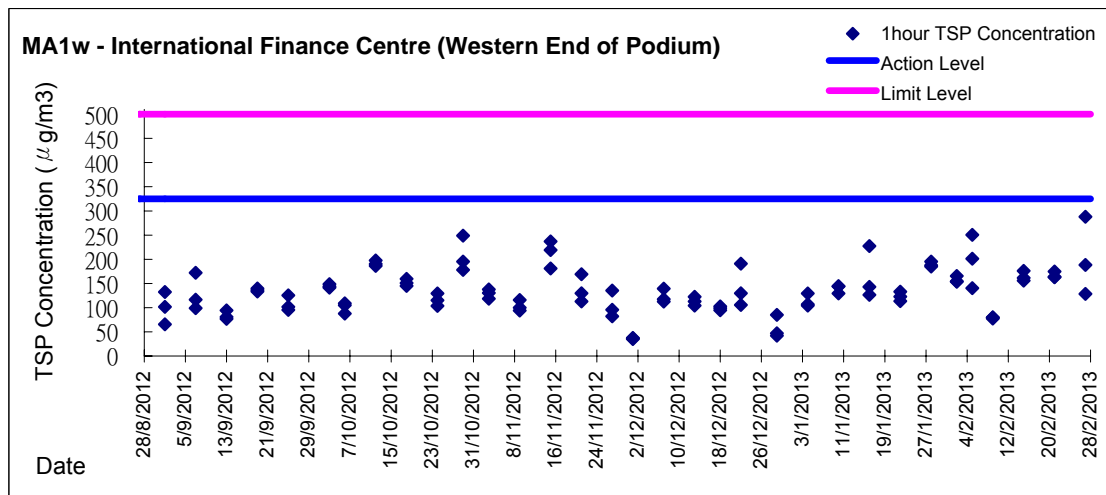
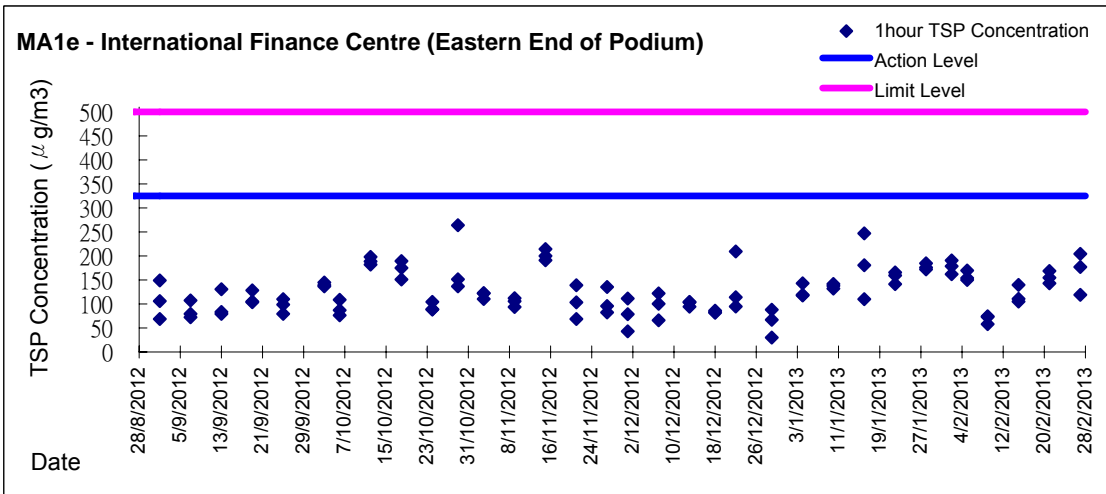
Date	Sampling Time	Weather Condition	Filter paper no.	Filter Weight, g		Elapse Time, hr		Sampling Time, hr	Flow Rate, m^3/min			Total Volume, m^3	TSP Level, $\mu\text{g}/\text{m}^3$
				Initial	Final	Initial	Final		Initial, Q_{si}	Final, Q_{sf}	Average		
26-Jan-13	8:00	Cloudy	004607	2.6913	2.9611	12973.58	12997.58	24.00	1.41	1.40	1.41	2016	134
1-Feb-13	8:00	Cloudy	004590	2.6957	2.9930	13000.58	13024.58	24.00	1.39	1.39	1.39	2002	149
4-Feb-13	8:00	Cloudy	004375	2.7053	3.0333	13027.58	13051.58	24.00	1.39	1.39	1.39	2002	164
8-Feb-13	8:00	Cloudy	004380	2.6992	2.7774	13054.58	13078.58	24.00	1.40	1.40	1.40	2016	39
14-Feb-13	8:00	Fine	004591	2.6728	2.7982	13081.58	13105.58	24.00	1.39	1.39	1.39	2006	63
20-Feb-13	8:00	Cloudy	004523	2.6513	2.9188	13108.59	13132.59	24.00	1.39	1.39	1.39	2007	133
26-Feb-13	8:00	Cloudy	004383	2.6957	3.0215	13135.59	13159.59	24.00	1.39	1.39	1.39	2000	163

Report on 1-hour TSP monitoring

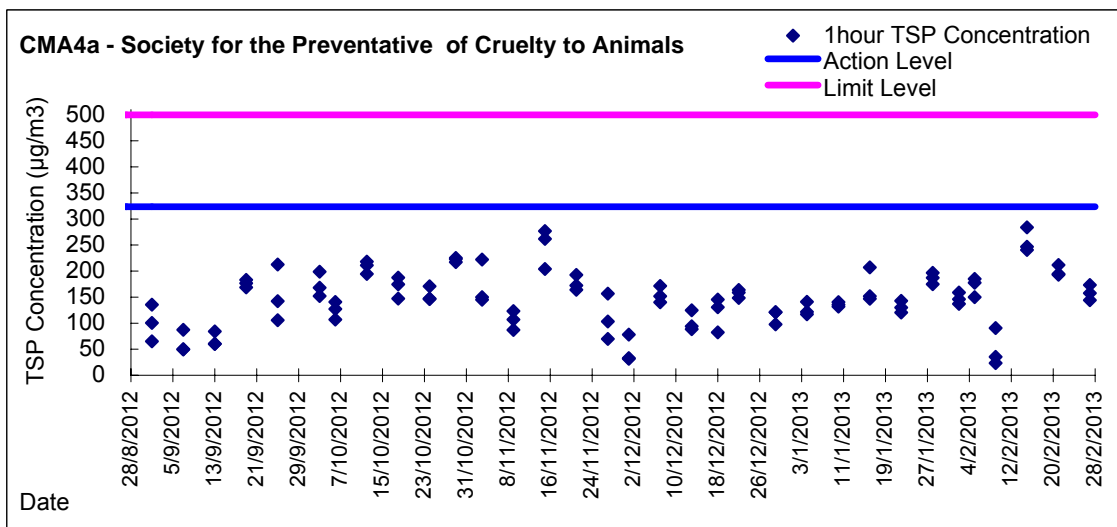
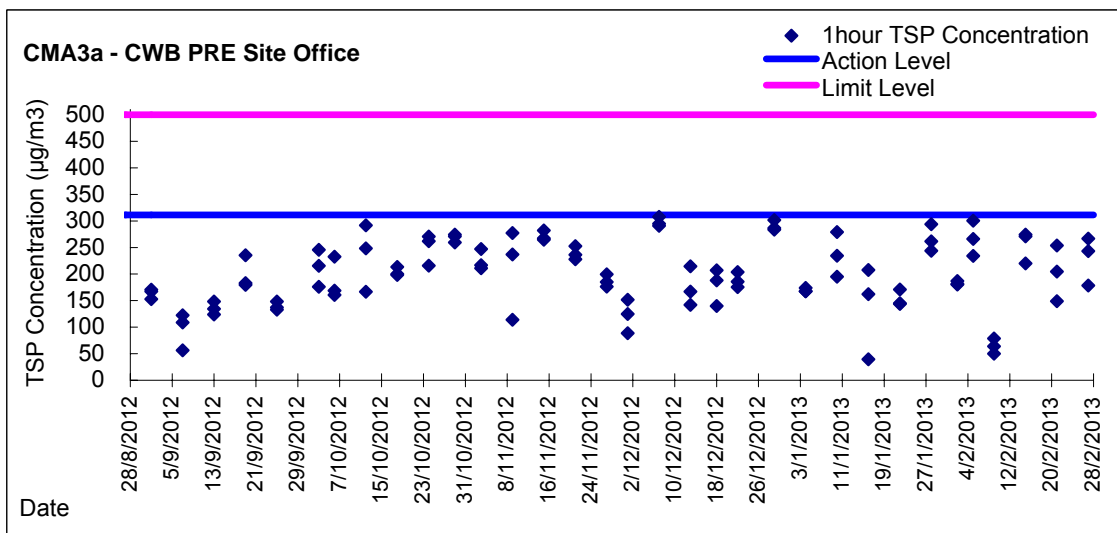
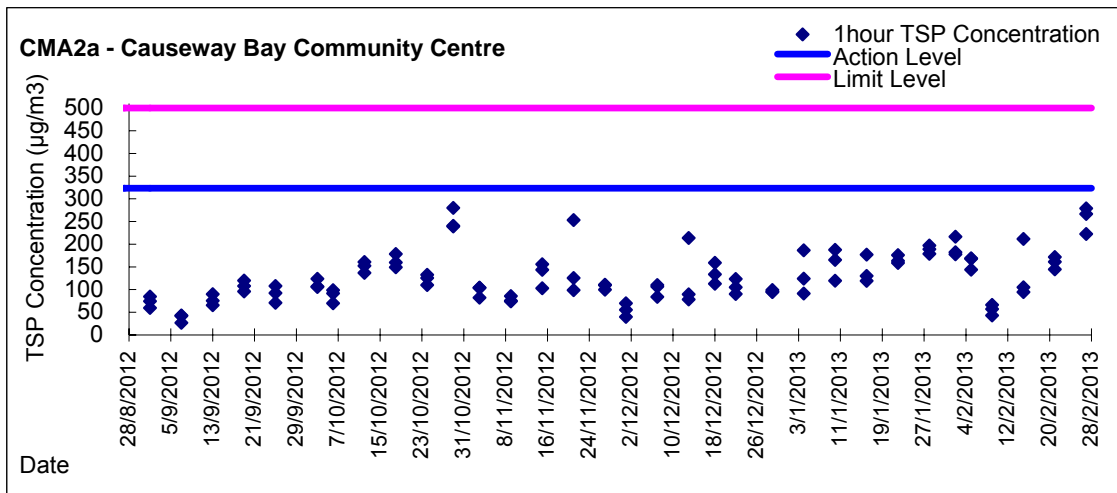
Action Level ($\mu\text{g}/\text{m}^3$) - 325.1
 Limit Level ($\mu\text{g}/\text{m}^3$) - 500

Date	Sampling Time	Weather Condition	Filter paper no.	Filter Weight, g		Elapse Time, hr		Sampling Time, hr	Flow Rate, m^3/min			Total Volume, m^3	TSP Level, $\mu\text{g}/\text{m}^3$
				Initial	Final	Initial	Final		Initial, Q_{si}	Final, Q_{sf}	Average		
28-Jan-13	8:25	Fine	004604	2.7044	2.7199	12997.58	12998.58	1.00	1.40	1.40	1.40	84	185
28-Jan-13	9:28	Fine	004586	2.7024	2.7186	12998.58	12999.58	1.00	1.44	1.44	1.44	86	188
28-Jan-13	10:30	Fine	004588	2.6908	2.7073	12999.58	13000.58	1.00	1.42	1.40	1.41	84	195
2-Feb-13	8:15	Cloudy	004373	2.6915	2.7053	13024.58	13025.58	1.00	1.39	1.39	1.39	83	165
2-Feb-13	9:18	Cloudy	004602	2.7049	2.7178	13025.58	13026.58	1.00	1.39	1.39	1.39	83	155
2-Feb-13	10:20	Cloudy	004601	2.7043	2.7171	13026.58	13027.58	1.00	1.39	1.39	1.39	83	153
5-Feb-13	8:42	Fine	004598	2.6749	2.6958	13051.58	13052.58	1.00	1.39	1.39	1.39	83	251
5-Feb-13	9:45	Fine	004378	2.7107	2.7275	13052.58	13053.58	1.00	1.39	1.39	1.39	83	201
5-Feb-13	10:48	Fine	004596	2.6832	2.6949	13053.58	13054.58	1.00	1.39	1.39	1.39	83	140
9-Feb-13	8:30	Fine	004381	2.7204	2.7269	13078.58	13079.58	1.00	1.40	1.40	1.40	84	77
9-Feb-13	9:33	Fine	004594	2.6661	2.6728	13079.58	13080.58	1.00	1.40	1.40	1.40	84	80
9-Feb-13	10:35	Fine	004592	2.6665	2.6732	13080.58	13081.58	1.00	1.40	1.40	1.40	84	80
15-Feb-13	8:10	Cloudy	004357	2.7258	2.7405	13105.59	13106.59	1.00	1.39	1.39	1.39	83	176
15-Feb-13	9:12	Cloudy	004422	2.7148	2.7281	13106.59	13107.59	1.00	1.37	1.37	1.37	82	162
15-Feb-13	10:20	Cloudy	004525	2.6710	2.6840	13107.59	13108.59	1.00	1.39	1.39	1.39	83	156
21-Feb-13	8:33	Cloudy	004389	2.6977	2.7123	13132.59	13133.59	1.00	1.39	1.39	1.39	84	175
21-Feb-13	9:35	Cloudy	004387	2.6979	2.7115	13133.59	13134.59	1.00	1.39	1.39	1.39	84	163
21-Feb-13	10:38	Cloudy	004385	2.6983	2.7120	13134.59	13135.59	1.00	1.39	1.39	1.39	84	164
27-Feb-13	8:10	Cloudy	004467	2.7054	2.7294	13159.59	13160.59	1.00	1.39	1.39	1.39	83	288
27-Feb-13	9:13	Cloudy	004322	2.7022	2.7129	13160.59	13161.59	1.00	1.39	1.39	1.39	83	128
27-Feb-13	10:18	Cloudy	004468	2.6930	2.7087	13161.59	13162.59	1.00	1.39	1.39	1.39	83	188

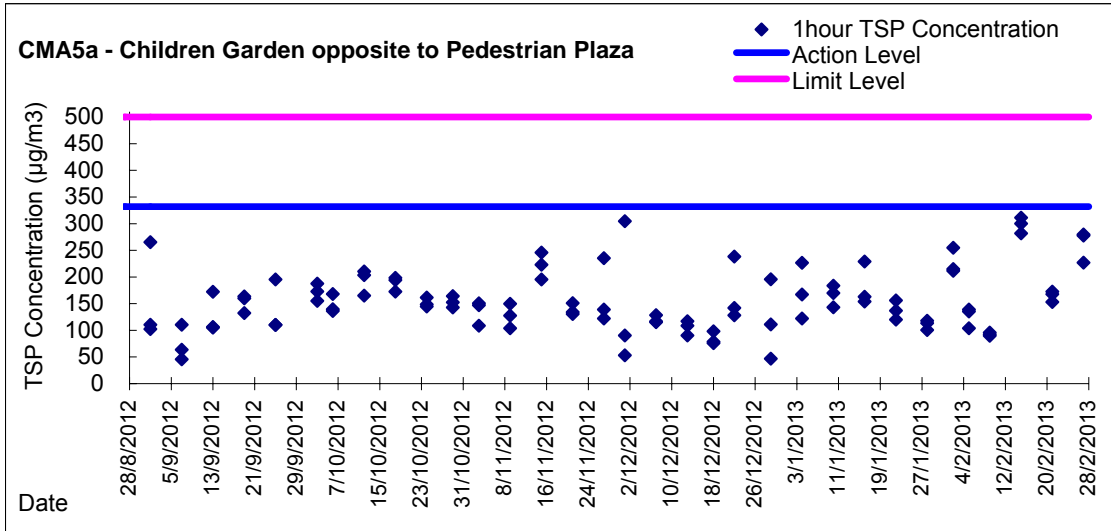
Graphic Presentation of 1 hour TSP Result



Graphic Presentation of 1 hour TSP Result

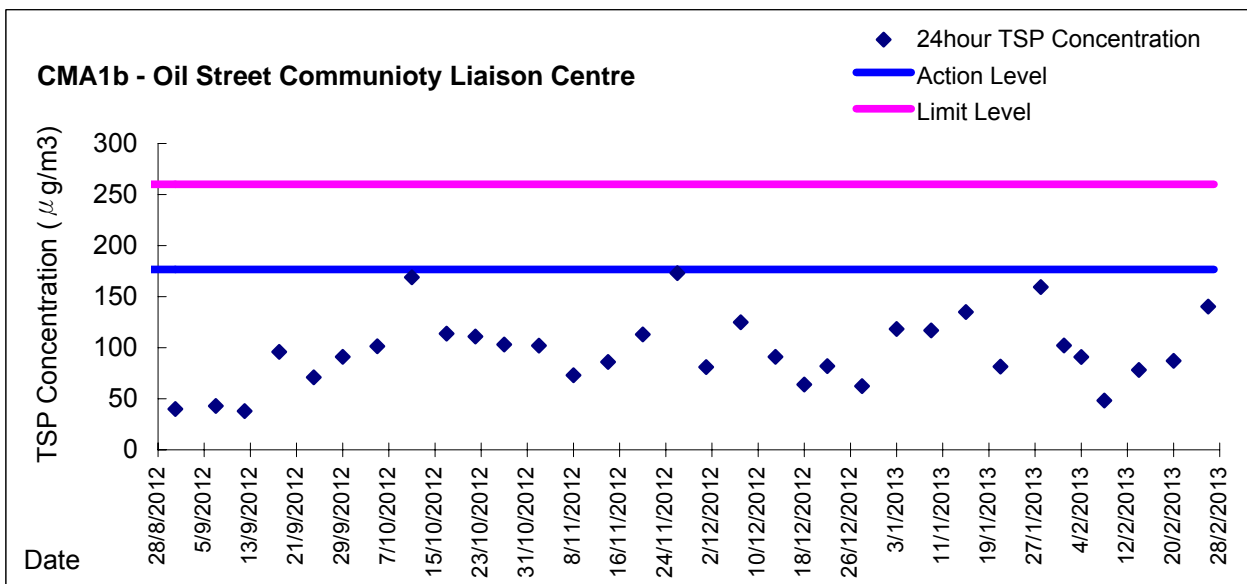
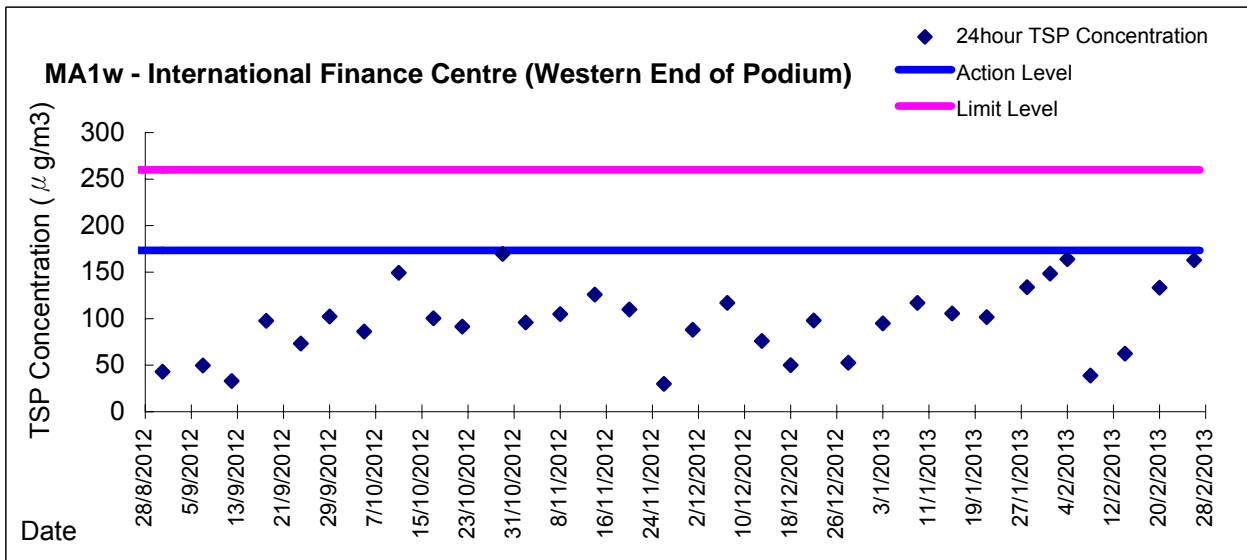
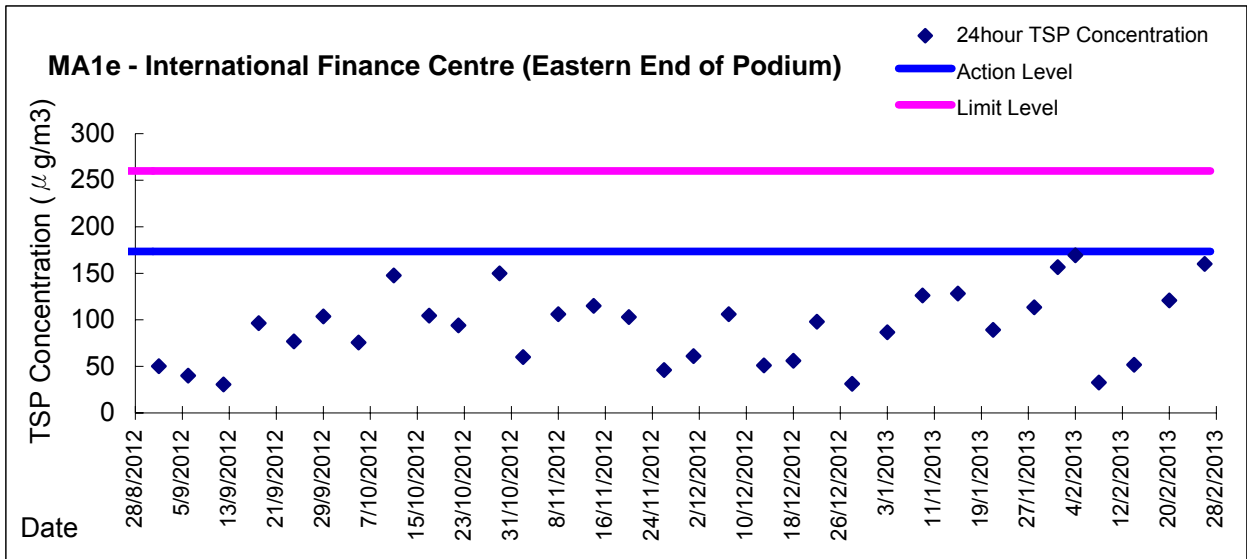


Graphic Presentation of 1 hour TSP Result

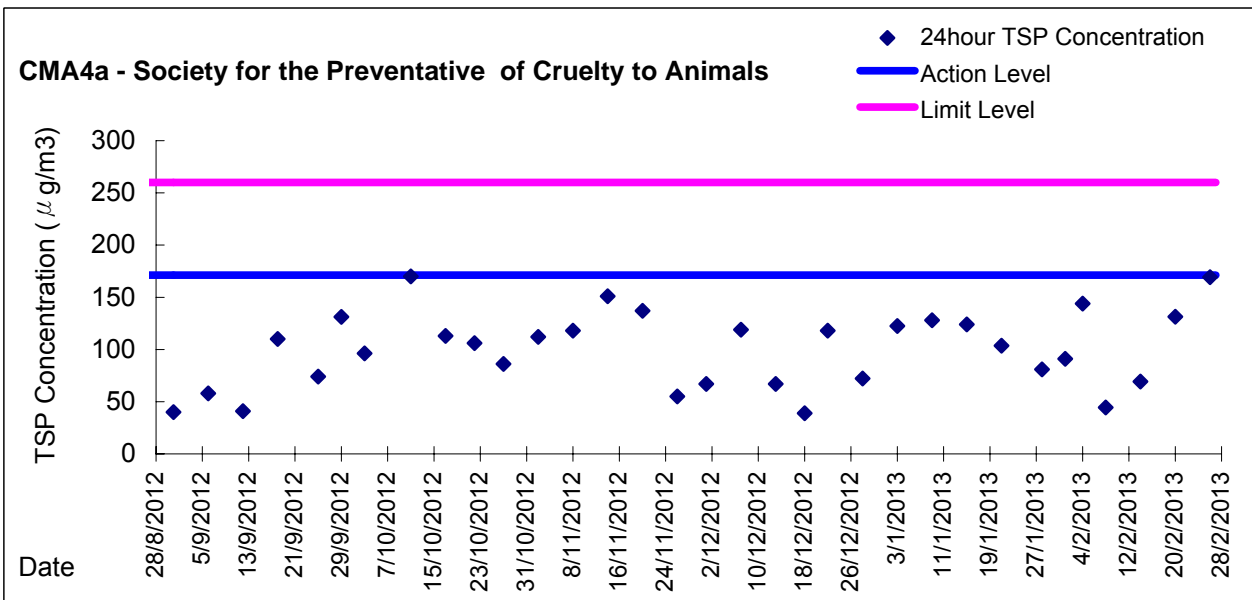
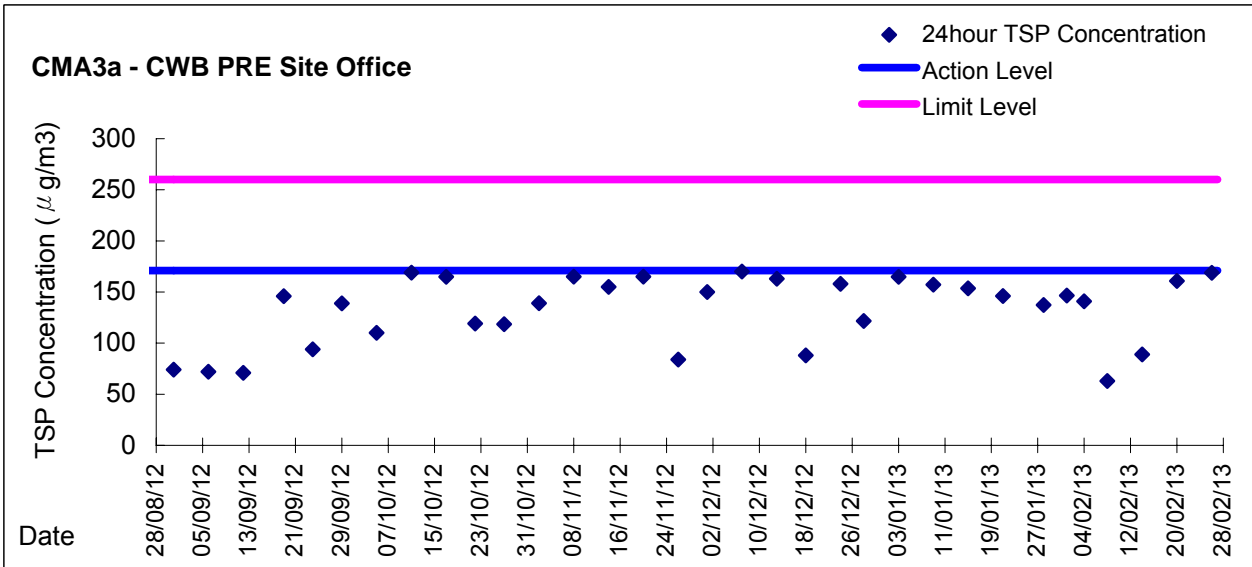
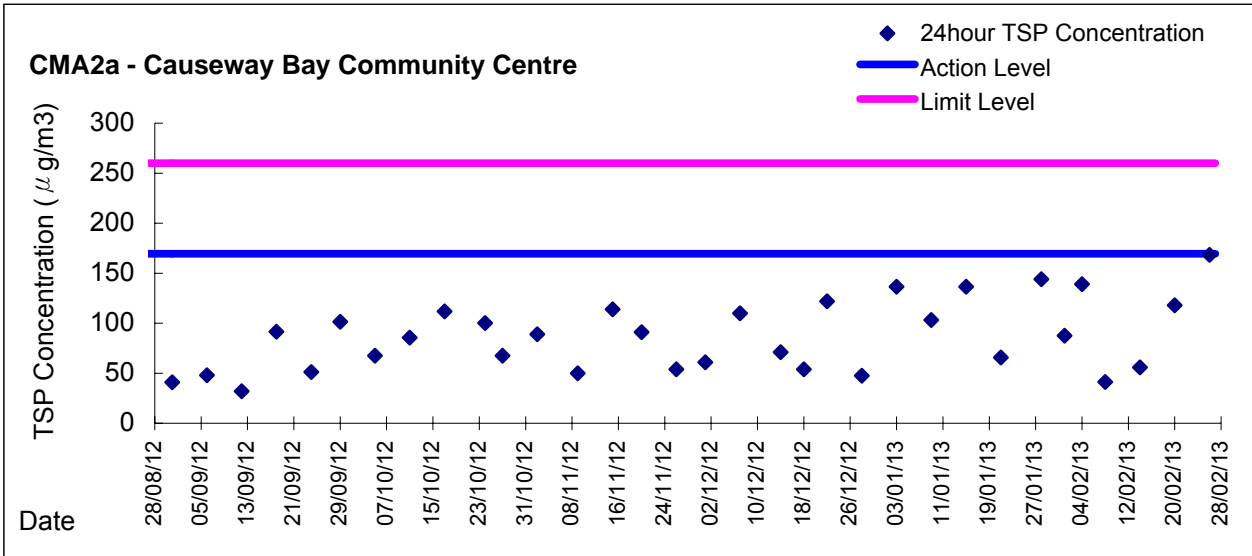




Graphic Presentation of 24 hour TSP Result



Graphic Presentation of 24 hour TSP Result



Graphic Presentation of 24 hour TSP Result

